LABORATORY FARM/ANIMAL COMPLEX FOR:

ARKANSAS STATE UNIVERSITY

HEREFORD DRIVE

STATE UNIVERSITY, ARKANSAS

DR. EUGENE SMITH, PRESIDENT

SHEET INDEX

SHEET NO.	DESCRIPTION
1	SURVEY
2	SITE PLAN
	BUILDING A
3	FLOOR PLAN WITH FOUNDATION
	ROOF FRAMING PLAN
4	EXTERIOR ELEVATIONS
	BUILDING SECTION
5	HVAC PLAN
	ELECTRICAL PLAN
	BUILDING B
6	FOUNDATION PLAN
7	FLOOR PLAN
8	EXTERIOR ELEVATIONS
9	BUILDING SECTIONS
	ENLARGED PARLOR PLAN
10	MISCELLANEOUS DETAILS
11	ROOF FRAMING PLAN
12	ROOF PLAN
	WALL SECTIONS
13	PLUMBING PLAN
14	HVAC PLAN
15	ELECTRICAL POWER PLAN
16	ELECTRICAL LIGHTING PLAN

SYMBOL LEGEND

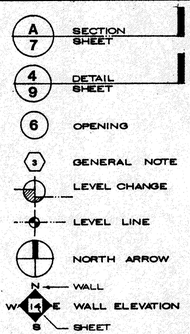

MATERIAL LEGEND

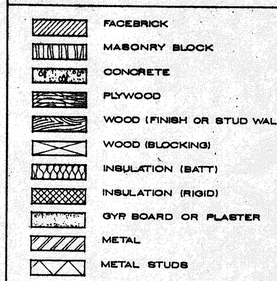

ARCHITECTS
LITTLE & MADDOX

POB
402 S. MAIN
JONESBORO, AR.
501·935·3813

Sht #1



LITTLE MADDOX & STANDEFER
REGISTERED
ARCHITECTS
516
533
406
ARKANSAS

SURVEY

LABORATORY FARM / ANIMAL COMPLEX FOR
ARKANSAS STATE UNIVERSITY
HEREFORD DRIVE
STATE UNIVERSITY, ARKANSAS 72467

COMM. NO. [illegible]
DATE [illegible]

ARCHITECTS
LITTLE & MADDOX

PO 6
402 S. MAIN
JONESBORO, AR.
501-935-3813

1

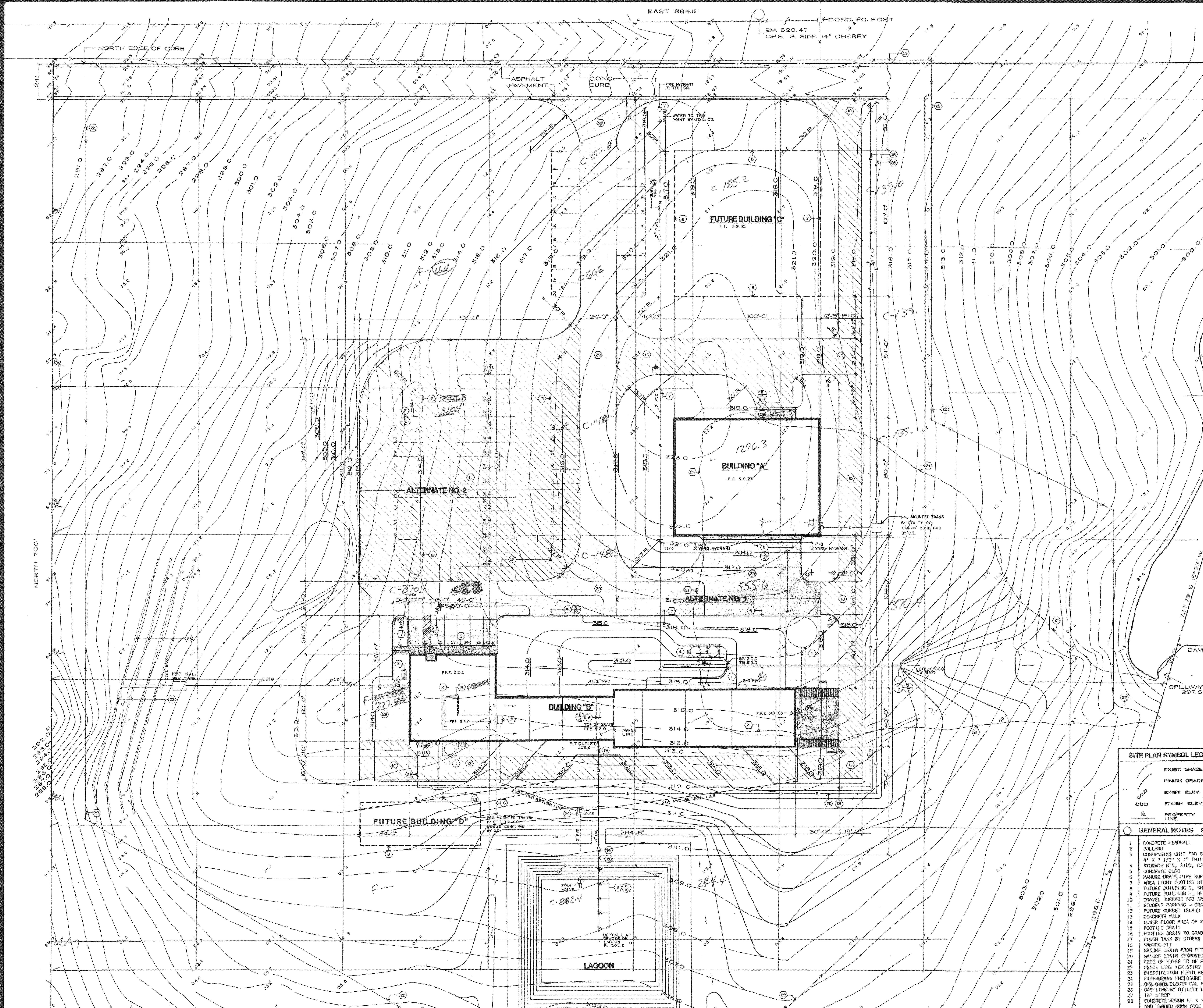

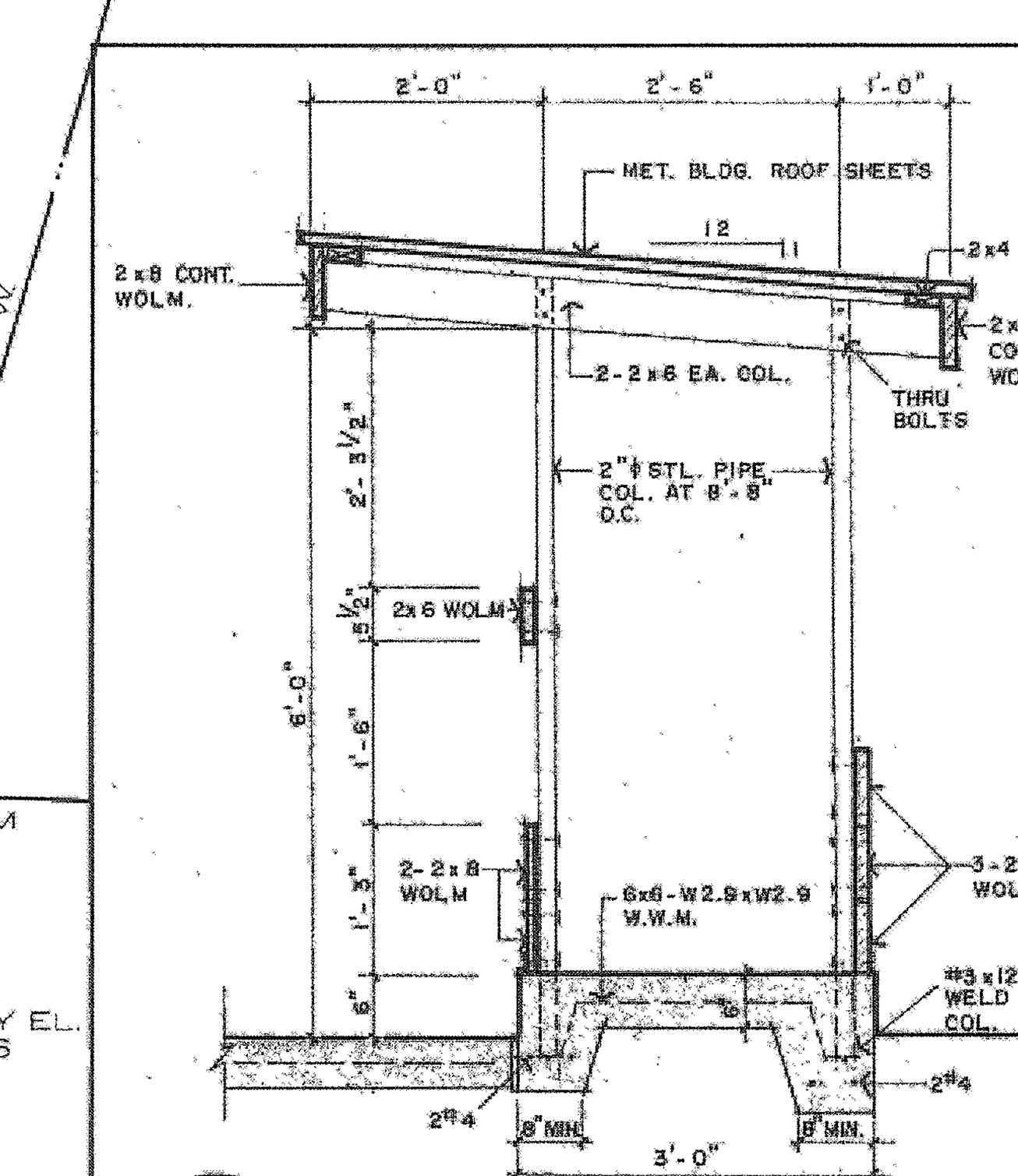

1 / 2 **HAY BUNKER** 1/2

SITE PLAN SYMBOL LEGEND

	EXIST. GRADE	—W—	WATER		POWER POLE
	FINISH GRADE	—E—	ELECTRICITY		SOIL BORING
00.0	EXIST. ELEV.	—G—	GAS		DRAINAGE
00.0	FINISH ELEV.	—S—	SEWER	T.W.	TOP OF WALL
	PROPERTY LINE	—T—	TELEPHONE	FFE	FINISH FLOOR ELEVATION

GENERAL NOTES SITE PLAN

1	CONCRETE HEADWALL
2	BOLLARD
3	CONDENSING UNIT PAD BY GENERAL CONTRACTOR 4' X 7 1/2' X 4" THICK
4	STORAGE BIN, SILO, CONCRETE FOUNDATION AND SLABS BY OTHERS
5	CONCRETE CURB
6	MANURE DRAIN PIPE SUPPORTS
7	AREA LIGHT FOOTING BY GENERAL CONTRACTOR
8	FUTURE BUILDING C, SHOW ARENA
9	FUTURE BUILDING D, HEIFER BARN
10	GRAVEL SURFACE GB2 ARKANSAS HIGHWAY DEPARTMENT SPECIFICATION
11	STUDENT PARKING - GRAVEL SURFACE GB2 ARKANSAS HIGHWAY DEPARTMENT SPECIFICATION
12	FUTURE CURBED ISLAND PLANTING
13	CONCRETE WALK
14	LOWER FLOOR AREA OF MILK STORAGE AND PARLOR
15	FOOTING DRAIN
16	FOOTING DRAIN TO GRADE
17	FLUSH TANK BY OTHERS
18	MANURE PIT
19	MANURE DRAIN FROM PIT (BELOW GRADE)
20	MANURE DRAIN (EXPOSED)
21	EDGE OF TREES TO BE REMOVED
22	FENCE LINE (EXISTING - CONTRACT LIMITS)
23	DISTRIBUTION FIELD REQUIRED 800 LINEAL FEET
24	FIBERGLASS ENCLOSURE BY PLBG. CONTR. - 4' X 4' X 4" CONC. PAD BY G.C.
25	UN. GND. ELECTRICAL POWER LINE BY UTILITY COMPANY
26	GAS LINE BY UTILITY COMPANY
27	18" ϕ RCP
28	CONCRETE APRON 6' X 22'6" X 5" TK. REINF. W/6 X 6 - W2.9 X W2.9 AND TURNED DOWN EDGE
29	CONCRETE PAVING 6" TK REINF. WITH 6 X 6 - W2.9 X W2.9 OVER FILL

SITE PLAN 1" = 30'

LABORATORY FARM / ANIMAL COMPLEX FOR:
ARKANSAS STATE UNIVERSITY
HEREFORD DRIVE
STATE UNIVERSITY, ARKANSAS 72467

COMM. NO.: 56883
DATE: 8/9/85

ARCHITECTS
LITTLE & MADDOX

PO 6
402 S. MAIN
JONESBORO, AR.
501·935·3813

2

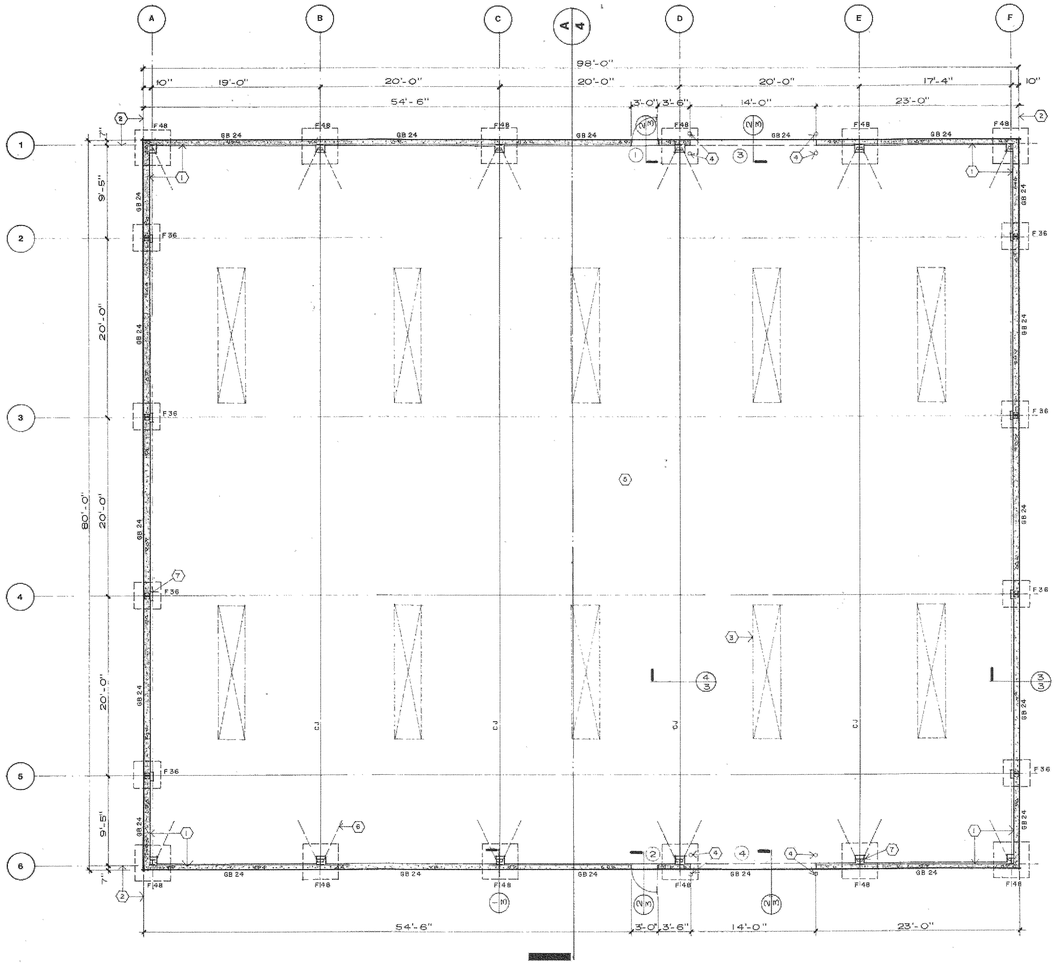

FLOOR PLAN WITH FOUNDATION 1/8"

FOOTING SCHEDULE		
MARK	SIZE	DESCRIPTION
TS	12 X 8	2 #4S CONT.
TD	12 X 8	2 #4S CONT.
GB24	8 X 24	2 #4S CONT. #4 L 16" OC
F36	36X36X12D	3 #4S X 30" EA. WAY
F48	48X48X12D	4 #5S X 42" EA. WAY

GENERAL NOTES FLOOR PLAN WITH FOUNDATION

1. LOW CONCRETE WALL
2. FACE OF STEEL
3. SKYLIGHT TYPICAL
4. BOLLARD
5. 5" CONCRETE SLAB REINFORCED WITH 6 X 6 - W2.9 X W2.9 OVER MEMBRANE AND FILL
6. HAIRPINS BY GENERAL CONTRACTOR
7. ENCASE EXISTING STEEL FRAMES IN CONCRETE SAME HEIGHT OF LOW CONCRETE WALL

INTERIOR FINISH SCHEDULE

SPACE	FLOOR	BASE	WALLS	CEILING	CLG. HT.	REMARKS
	EXP. CONC. SEALED	WAX	CONC. PTD. EPOXY PAINT W/TL. STRIPE	GL. PTD. EPOXY VINYL FACED INSUL.	VARIES	
ALL OF INTERIOR	●	●	● ●	● ●	●	(1)

REMARKS

(1) STRUCTURAL FRAMES, GIRTS & PURLINS TO BE PTD AS EXTERIOR METAL.

OPENING SCHEDULE

MARK	DOORS W	DOORS H	DOORS T	DOORS MAT.	DOORS TYPE	FRAMES W	FRAMES H	FRAMES T	FRAMES MAT.	FRAMES TYPE	REMARKS
1	3'0"	6'8"	1 3/4"	MET	A						(1)
2	3'0"	6'8"	1 3/4"	MET	A						(1)
3	14'0"	14'0"		MET	B						(1)
4	14'0"	14'0"		MET	B						(1)

REMARKS

(1) FRAMES BY METAL BUILDING SIDING MANUFACTURER

DOOR/WINDOW TYPE ELEVATIONS BLDG. A

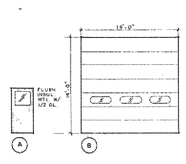

HOLLOW METAL FRAME ELEVATIONS FRAME FACE 2"

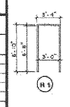

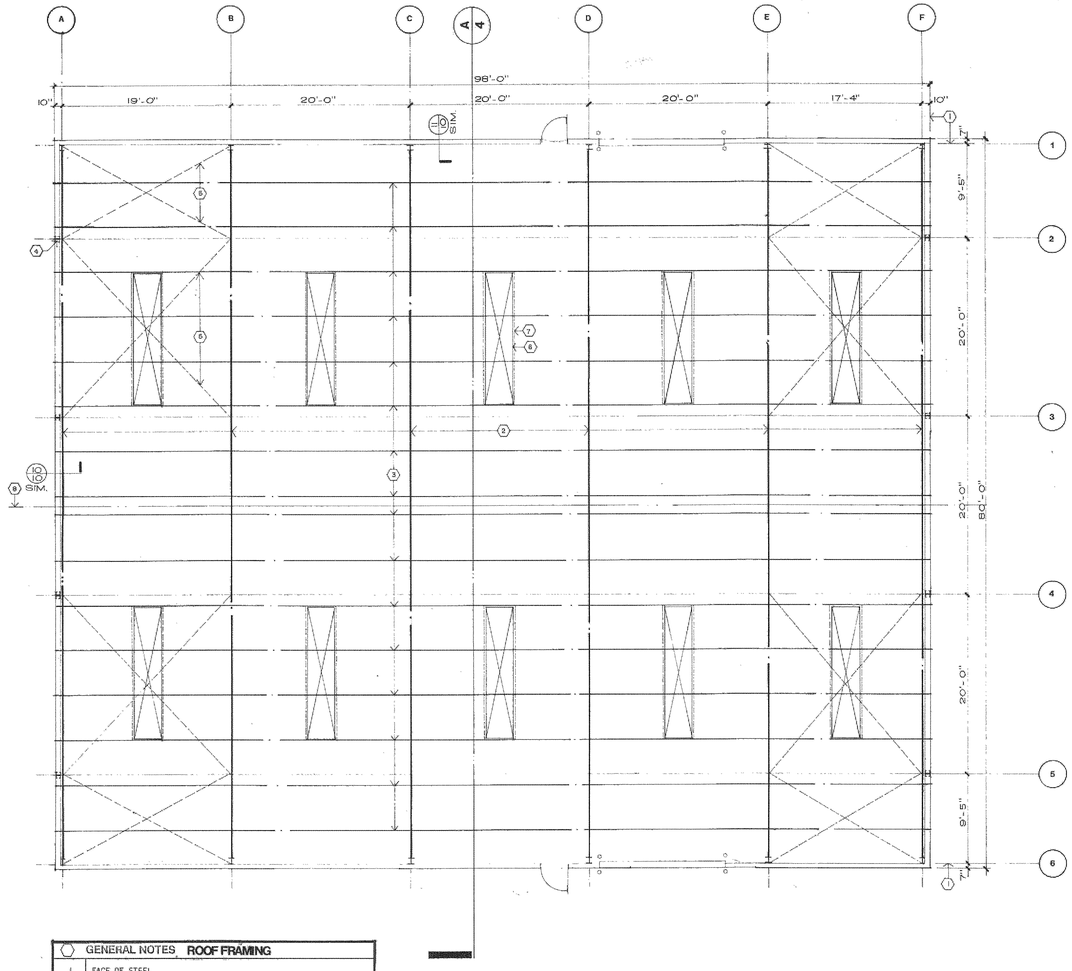

GENERAL NOTES ROOF FRAMING

1. FACE OF STEEL
2. EXISTING STEEL FRAMES
3. EXISTING ROOF PURLINS
4. EXISTING ENDWALL FRAMING, ALTER TO LOW CONCRETE WALL
5. EXISTING WIND BRACING TYPICAL
6. NEW ROOF SKYLIGHTS TYPICAL
7. NEW FRAMING AS REQUIRED FOR SKYLIGHTS
8. CENTER LINE OF RIDGE

ROOF FRAMING
FLOOR PLAN 1/8"

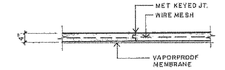

4/3 CONSTRUCTION JOINT (CJ) 3/8

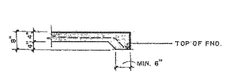

2/3 TURNED DOWN SLAB (TD) 3/8

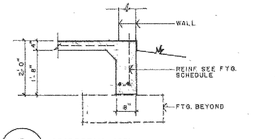

3/3 GRADE BEAM (GB) 3/8

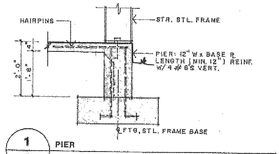

1/3 PIER 3/8

LITTLE MADDOX & STANDEFER
REGISTERED ARCHITECTS
516
CLOSED
406
ARKANSAS

ROOF FRAMING PLAN 1/8
FLOOR PLAN WITH FOUNDATION 1/8

BLDG. A
LABORATORY FARM / ANIMAL COMPLEX FOR:
ARKANSAS STATE UNIVERSITY
HEREFORD DRIVE
STATE UNIVERSITY, ARKANSAS 72467

COMM. NO.: 56883
DATE: 8/9/85

ARCHITECTS
LITTLE & MADDOX

PO 6
402 S. MAIN
JONESBORO, AR.
501-935-3813

3

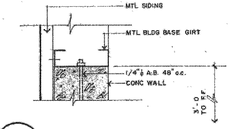

1/4 1 1/2

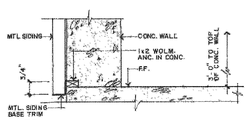

2/4 1 1/2

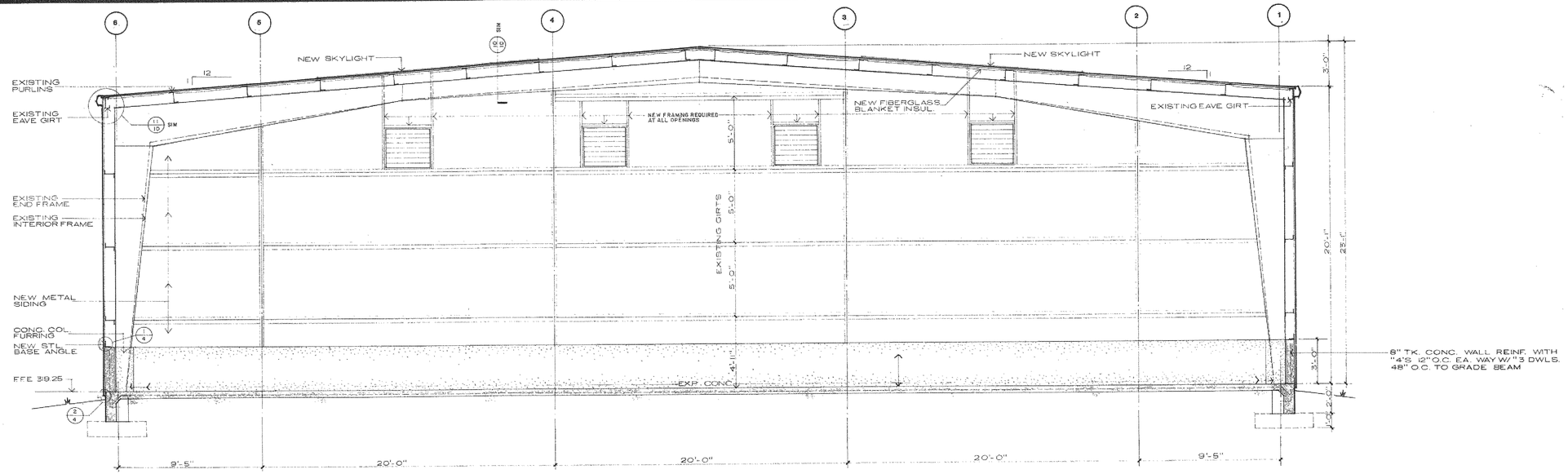

A/4 SECTION 1/4

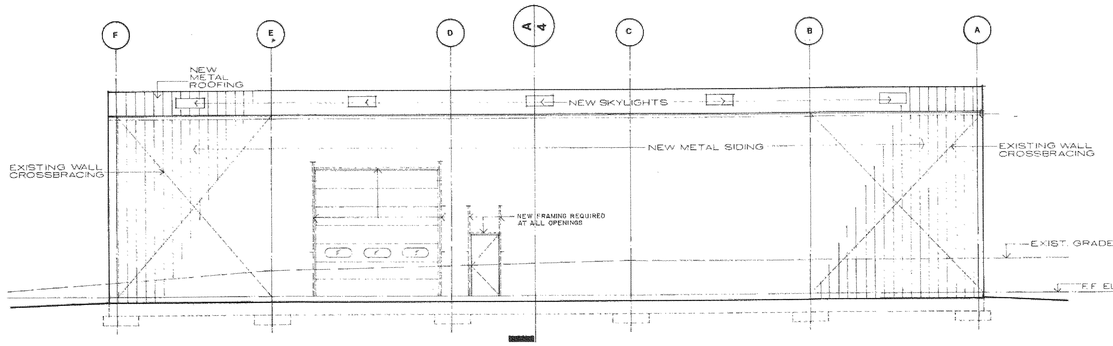

NORTH ELEVATION 1/8

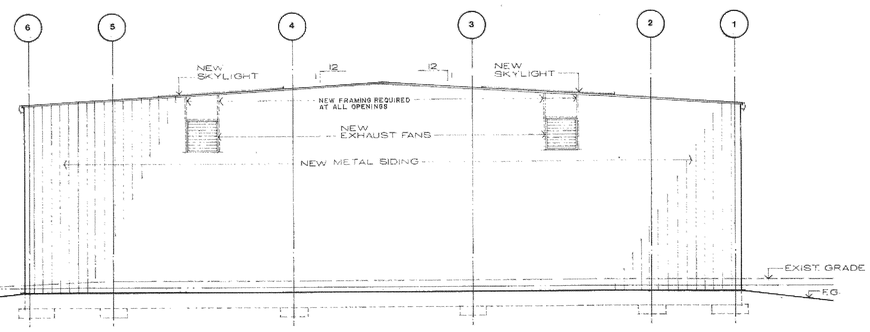

EAST ELEVATION 1/8

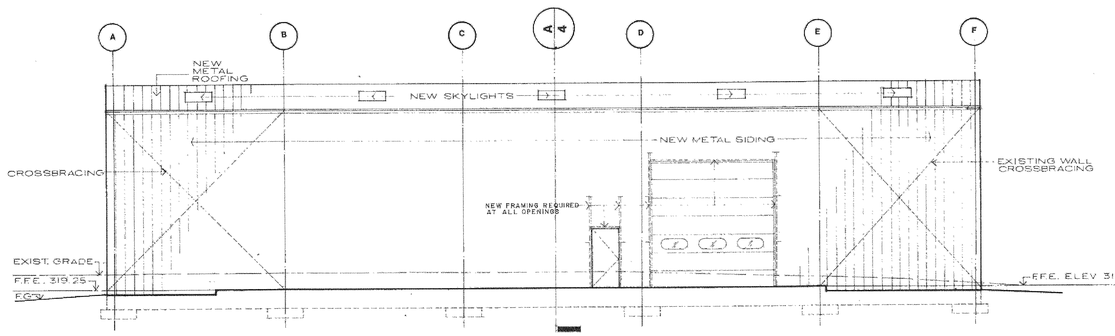

SOUTH ELEVATION 1/8

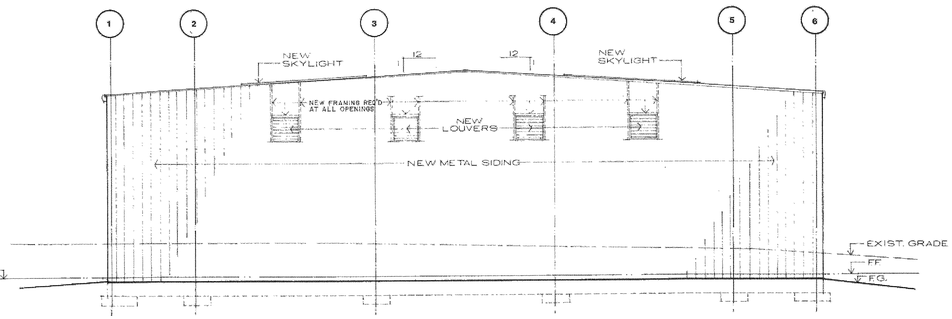

WEST ELEVATION 1/8

LITTLE, MADDOX & STAMPS ARCHITECTS REGISTERED ARCHITECT STATE OF ARKANSAS

BUILDING SECTION 1/8
EXTERIOR ELEVATIONS 1/8

BLDG. A
LIVESTOCK/FARM / ANIMAL COMPLEX FOR:
ARKANSAS STATE UNIVERSITY
HEBERFORD DRIVE
STATE UNIVERSITY, ARKANSAS 72467

COMM. NO.: 5883
DATE: 8/9/85

ARCHITECTS
LITTLE & MADDOX
P.O.B.
402 S. MAIN
JONESBORO, AR.
501-935-3813

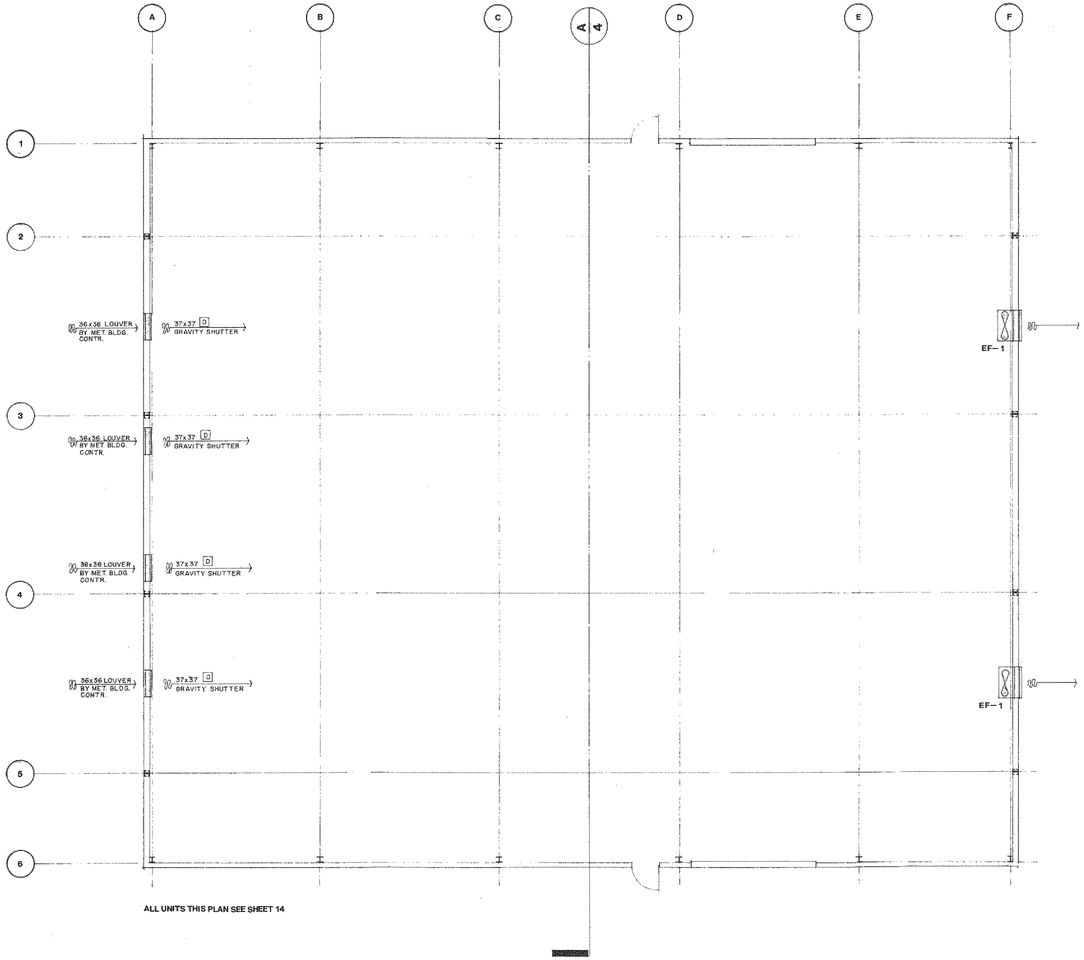

ALL UNITS THIS PLAN SEE SHEET 14

H.V.A.C. FLOOR PLAN 1/8"

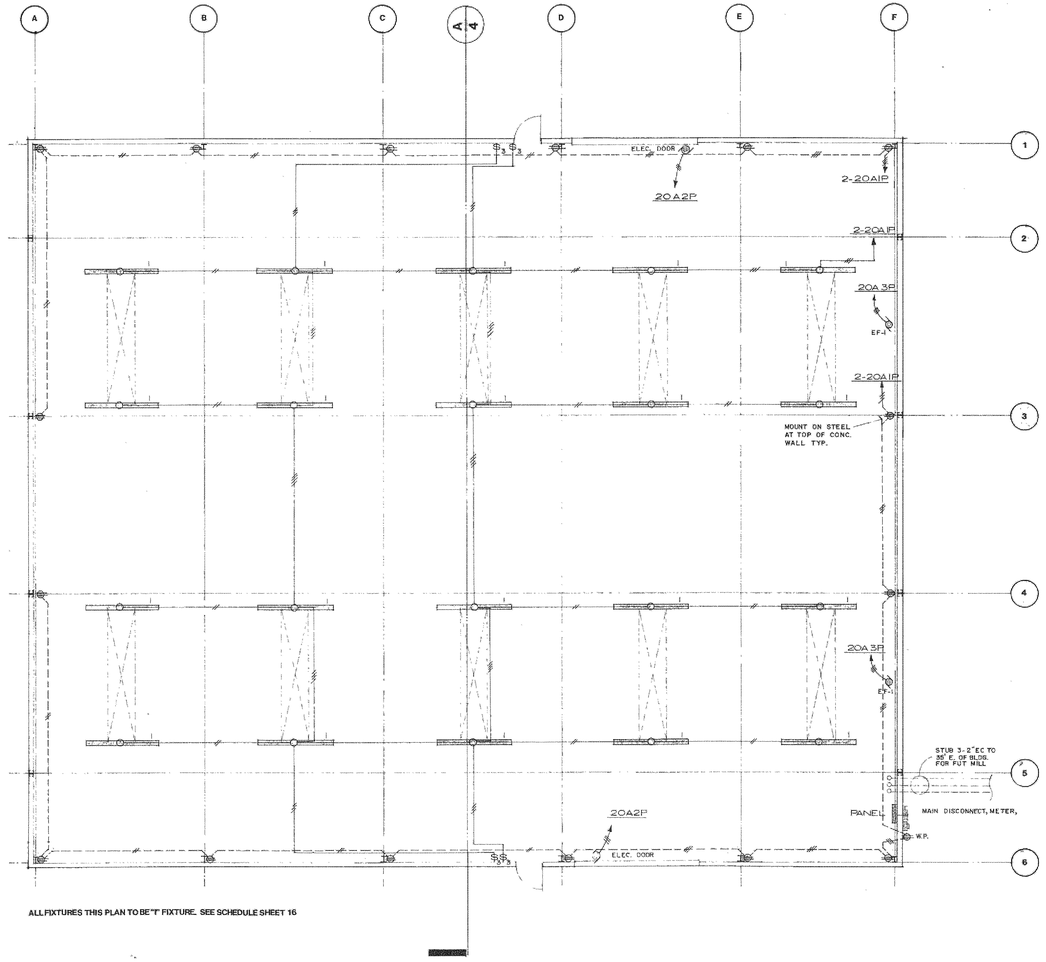

ALL FIXTURES THIS PLAN TO BE "F" FIXTURE. SEE SCHEDULE SHEET 16

ELECTRICAL FLOOR PLAN 1/8"

ELECTRICAL SYMBOL LEGEND

- T.V. OUTLET
- PHONE
- PHONE JACK - FLR. MOUNT
- S.P. SWITCH
- 3 WAY SWITCH
- DISCONNECT SWITCH
- PANELBOARD
- JUNCTION BOX
- MOTOR
- EXHAUST
- TRACK LIGHT
- FLUORESCENT LIGHT - STRIP
- FLUORESCENT LIGHT
- EMERGENCY LIGHT
- EXHAUST - LIGHT - (HEAT)
- INCANDESCENT LIGHT - CLG. RECESSED
- INCANDESCENT LIGHT - CLG. SURFACE
- INCANDESCENT LIGHT - WALL
- EXIT LIGHT
- DUPLEX RECEPTACLE
- DUPLEX RECEPTACLE - WATERPROOF
- 220 V. RECEPTACLE
- FLOOR MOUNT RECEPTACLE
- INTERCOM
- THERMOSTAT
- BELL / CHIME
- CHIME PUSH BUTTON
- CLOCK OUTLET

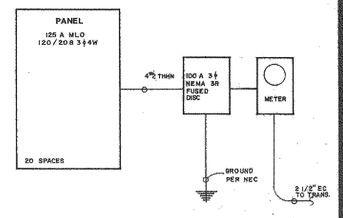

POWER RISER DIAGRAM

H.V.A.C./ELECTRICAL FLOOR PLAN

LABORATORY FARM / ANIMAL COMPLEX FOR:
ARKANSAS STATE UNIVERSITY
HEREFORD DRIVE
STATE UNIVERSITY, ARKANSAS 72467

COMM. NO.: 5668S
DATE: 8/9/85

ARCHITECTS
LITTLE & MADDOX
P O 6
402 S. MAIN
JONESBORO, AR.
501-935-3813

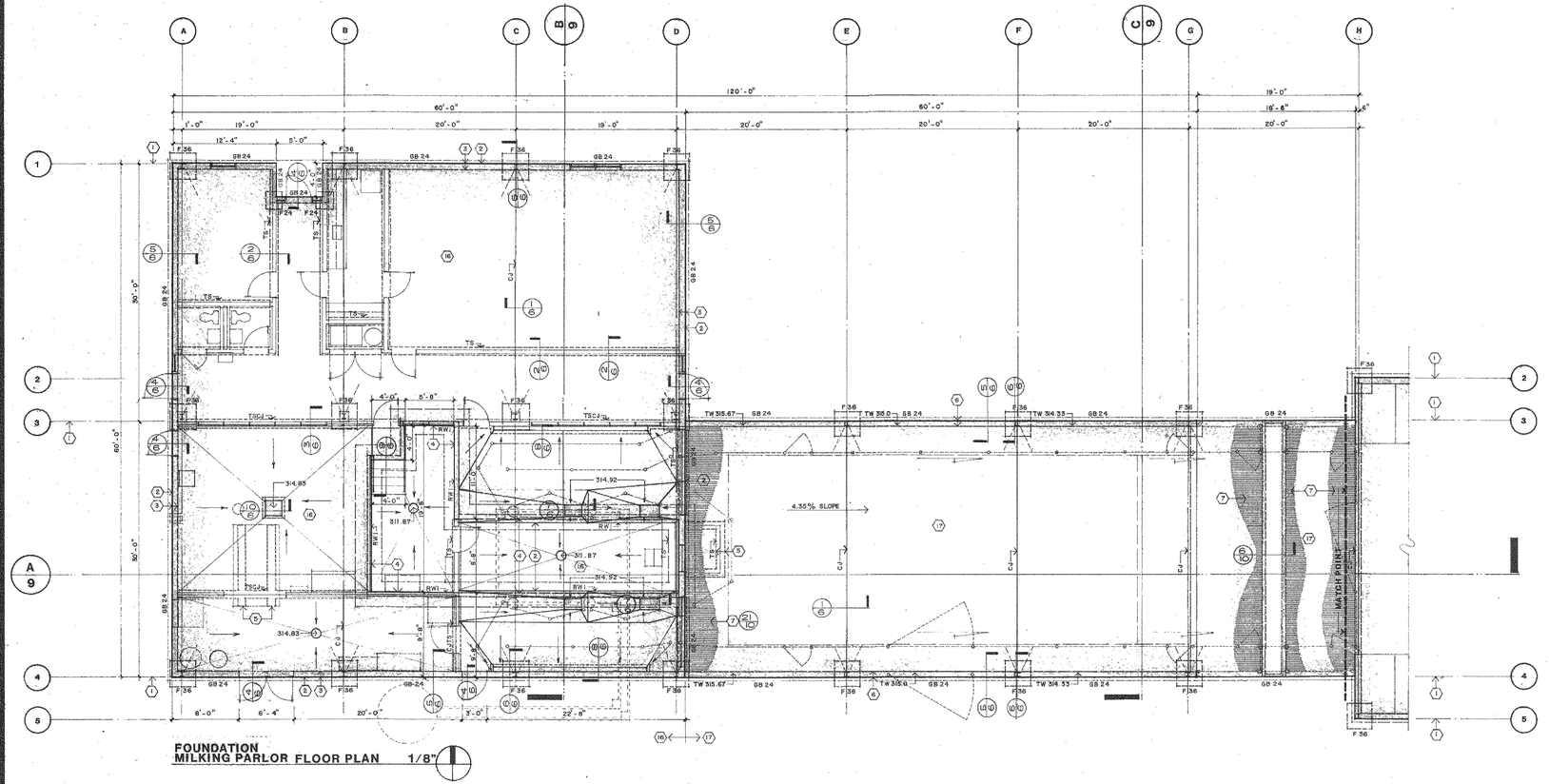

FOUNDATION
MILKING PARLOR FLOOR PLAN 1/8"

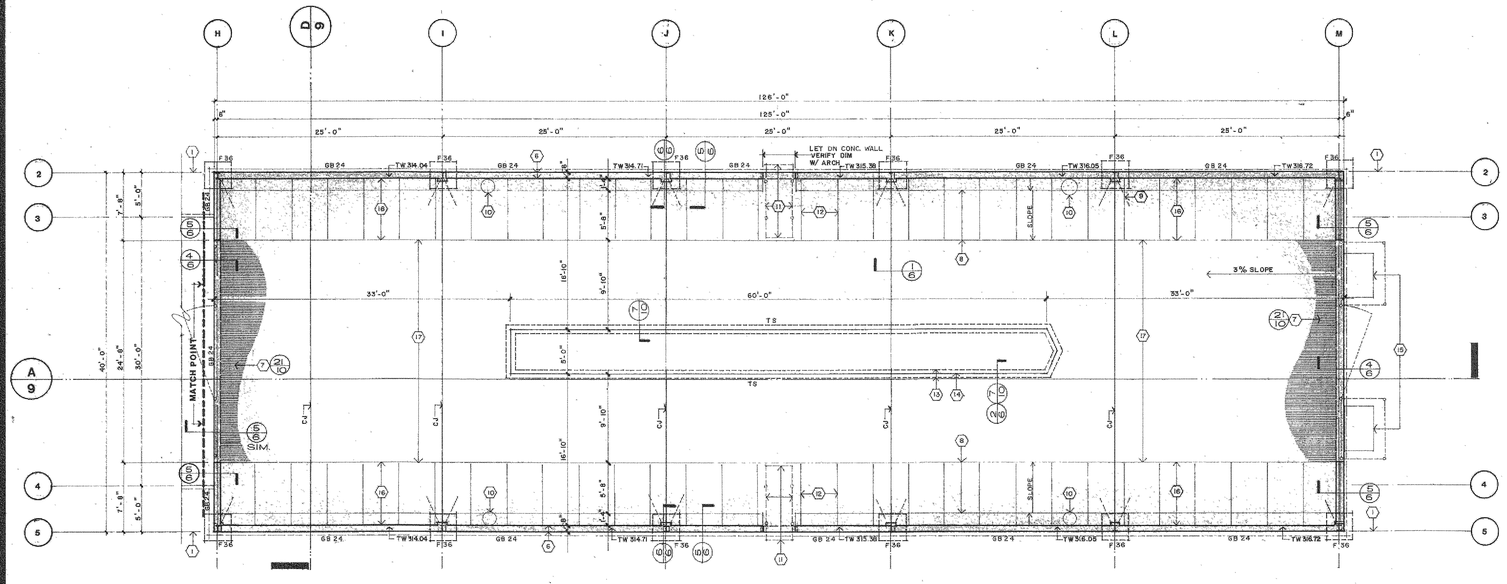

FOUNDATION
LOAFING BARN FLOOR PLAN 1/8"

GENERAL NOTES FOUNDATION

1	FACE OF STEEL
2	EDGE OF SLAB
3	GRADE BEAM
4	FACE OF CONCRETE WALL
5	THICKENED SLAB - LOCATION TO BE VERIFIED WITH DAIRY EQUIPMENT CONTRACTOR
6	LOW CONCRETE WALL
7	GROOVED CONCRETE
8	CONCRETE LEVEL CHANGE
9	HAIRPINS BY GENERAL CONTRACTOR
10	WATERING CUP BY DAIRY EQUIPMENT CONTRACTOR
11	AUTOMATIC FEEDER AND RAILING BY DAIRY EQUIPMENT CONTRACTOR
12	MOUTH OF STALL MAT (BY OTHERS) AND STALL RAILING ABOVE
13	THICKENED SLAB FOR FEED BUNKER WALLS ABOVE
14	FACE OF FEED BUNKER WALLS ABOVE AND EDGE OF CONCRETE SLAB TOP
15	FLUSH TANK BY OTHERS
16	4" THICK CONCRETE SLAB REINFORCED WITH 6 X 6 - W1.4 X W1.4 OVER MEMBRANE AND FILL
17	5" THICK CONCRETE SLAB REINFORCED WITH 6 X 6 - W2.9 X W2.9 OVER MEMBRANE AND FILL

FOOTING SCHEDULE

MARK	SIZE	DESCRIPTION	REMARKS
TS	12 X 8	2 #4S CONT.	
TD	12 X 8	2 #4S CONT.	
GB24	8 X 24	2 #4S CONT. #4 L 16" OC	
F24	24X24X12D	3 #4S X 18" EA. WAY	
F36	36X36X12D	3 #4S X 30" EA. WAY	
RW1 FTG	30 X 12	3 #4 HIGH 1 #4 LOW 1 #4 L @ 16"	
WALL	10 X 14	#4 @ 16 V #4 @ 18H W/2 - #5 @ TOP	#4 L DOWEL 12 X 16

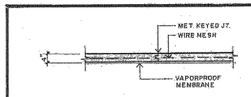

1/6 CONSTRUCTION JOINT (CJ) 3/8

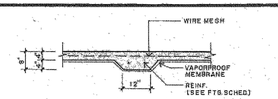

2/6 THICKENED SLAB (TS) 3/8

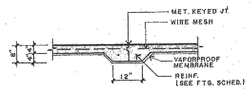

3/6 THICKENED SLAB W/ CONSTRUCTION JOINT (TS/CJ) 3/8

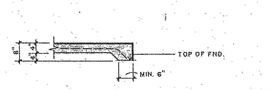

4/6 TURNED DOWN SLAB (TD) 3/8

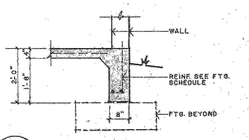

5/6 GRADE BEAM (GB) 3/8

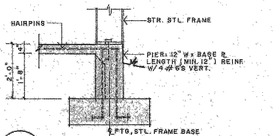

6/6 PIER 3/8

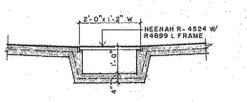

7/6 MILKING STALL DRAIN (PARLOR) 3/8

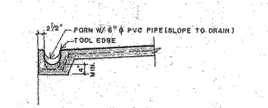

8/6 TROUGH DRAIN 3/8

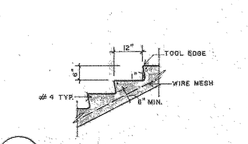

9/6 MILK STOR. ROOM STEPS 3/8

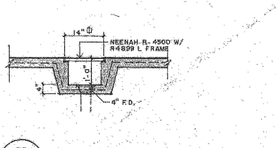

10/6 CATCH BASIN (MILK STOR.) 3/8

LITTLE-MADDOX & STANLEY
REGISTERED ARCHITECTS
516 533 406
ARKANSAS

FOUNDATION
FLOOR PLAN 1/8"

BLDG. B
LUSBY/TORT FARM / ANIMAL COMPLEX FOR:
ARKANSAS STATE UNIVERSITY
HEREFORD DRIVE
STATE UNIVERSITY, ARKANSAS 72467

COMM. NO.: 85083
DATE: 8/9/85

ARCHITECTS
LITTLE & MADDOX

PO 6
402 S. MAIN
JONESBORO, AR.
501-935-3813

6

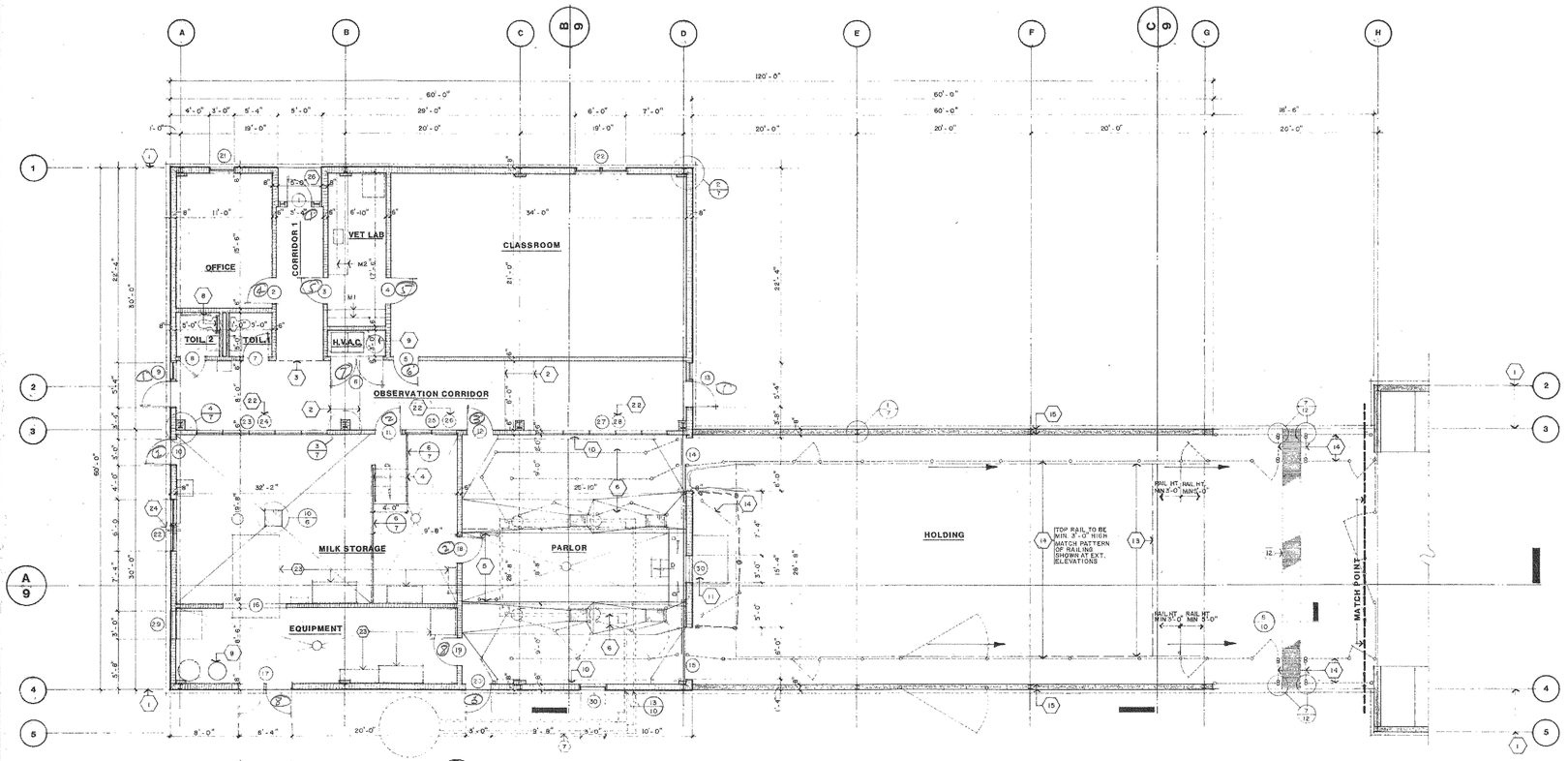

MILKING PARLOR FLOOR PLAN 1/8"

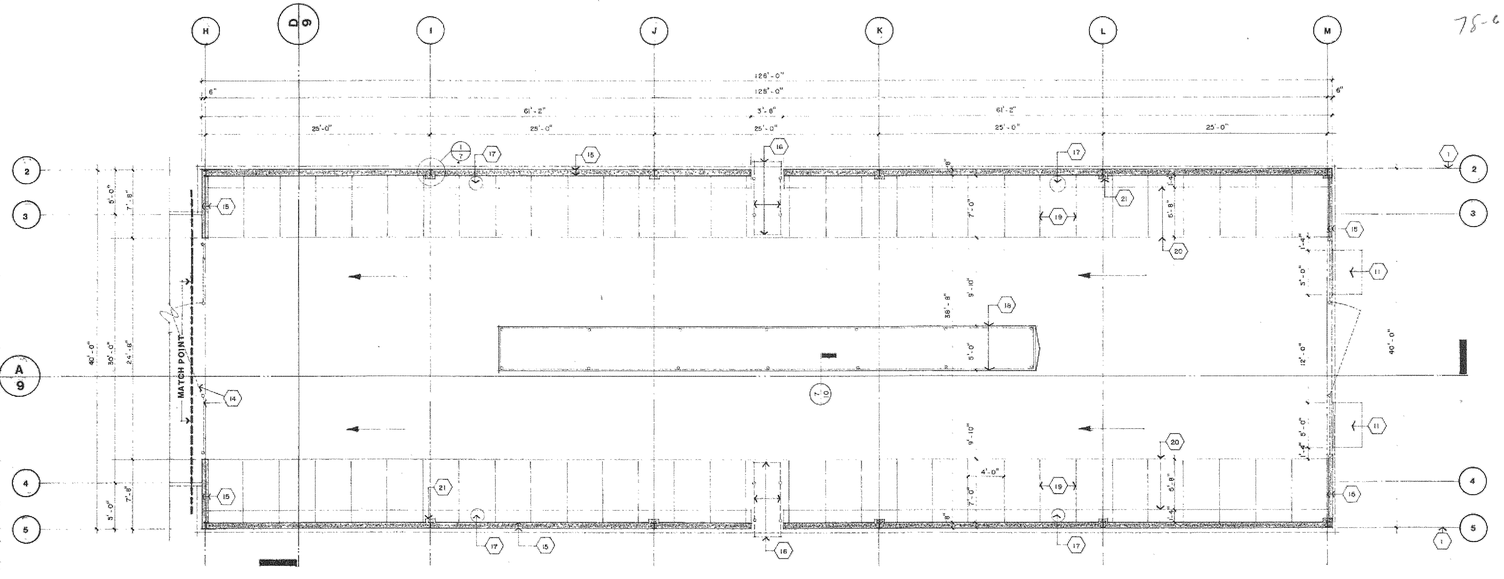

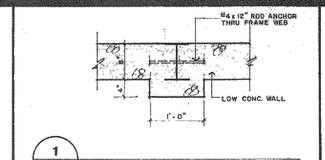

1/7 3/4"

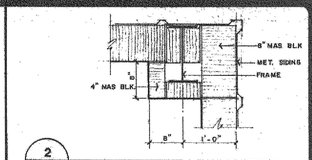

2/7 3/4"

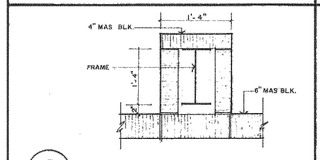

3/7 3/4"

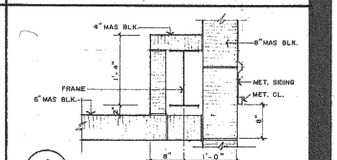

4/7 3/4"

GENERAL NOTES (BUILDING B)

1. FACE OF STEEL
2. WOOD FRAMED CHASE ABOVE
3. BULKHEAD ABOVE
4. STEEL RAILING
5. SHIPS LADDER
6. STEEL RAILING AT PARLOR BY DAIRY EQUIPMENT CONTRACTOR
7. OVERHEAD AUTOMATIC FEEDING CONVEYOR BY DAIRY EQUIPMENT CONTRACTOR
8. GRAB BARS
9. HOT WATER HEATER
10. DRAIN TROUGH
11. FLUSH TANK BY DAIRY EQUIPMENT CONTRACTOR
12. MANURE TROUGH
13. CROWD GATE AND OVERHEAD RAILING BY DAIRY EQUIPMENT CONTRACTOR, TRACK MOUNTING SUPPORT BY GENERAL CONTRACTOR
14. STEEL RAILING BY GENERAL CONTRACTOR
15. LOW CONCRETE WALL WITH STEEL RAILING (BY GENERAL CONTRACTOR) ABOVE
16. AUTOMATIC FEEDER AND RAILING BY DAIRY EQUIPMENT CONTRACTOR
17. WATERING CUP BY DAIRY EQUIPMENT CONTRACTOR
18. FEED BUNKER PLATFORM WITH STEEL POST AND RAIL BY GENERAL CONTRACTOR
19. WIDTH OF STALL MAT (BY OTHERS) AND STALL RAILING ABOVE
20. CONCRETE LEVEL CHANGE
21. ENCASE STEEL FRAME IN CONCRETE SAME HEIGHT OF LOW CONCRETE WALL
22. FIXED GLASS WINDOWS AT CLERESTORY ABOVE
23. EQUIPMENT BY DAIRY EQUIPMENT CONTRACTOR
24. MILK PORT BY DAIRY EQUIPMENT CONTRACTOR
25. SLOPE SILL
26. EXTERIOR SOFFIT AT DOOR MARK (1) TO BE METAL BY PREFAB. BUILDING MFG.

INTERIOR FINISH SCHEDULE (BUILDING B)

SPACE	FLOOR: HT	FLOOR: EXP CONC. SEALED	FLOOR: EPOXY FL COV	FLOOR: EXP CONC	BASE: RUBBER	BASE: CONC SEALED	BASE: EPOXY PTD (GLOSS)	WALLS: BLK PTD EPOXY	WALLS: BLK PTD EPOXY	WALLS: EXP BLK	WALLS: GB PTD	WALLS: GB PTD EPOXY	WALLS: CONC SEALED	WALLS: STL WALL LINER PTD	WALLS: PREFIN STL SIDING	CEILING: SIDING ACOUST TILE	CEILING: GB PTD	CEILING: GB PTD PREFIN	CEILING: GB PTD EPOXY	CEILING: EXP STRUCTURE	CLG. HT.: 8'-0"	CLG. HT.: 9'-0"	CLG. HT.: VARIES	CLG. HT.: 11'-8"	REMARKS
CORRIDOR 1	●				●			●									●					●			
OFFICE	●				●				●								●					●			
TOILET 1	●				●				●								●					●			
TOILET 2	●				●				●								●					●			
VET LAB	●				●				●								●					●			
CLASSROOM	●				●				●								●					●			
HVAC		●				●																			
OBSERV CORR	●					●				●								●					●		(5)
MILK STORAGE		●				●				●								●					●		(2)
PARLOR			●				●			●								●					●		(1)
EQUIPMENT		●				●				●								●					●		
HOLDING				●			●									●							●		(4)
LOAFING BARN			●				●									●							●		(4)

REMARKS

(1) EPOXY FL COV AT LOWER PIT AREA,
STEPS AND LEDGE AT EAST END TO BE CONC SEALED
(2) 8" HIGH BASE
(3) GB PTD AT WOOD FRAMED CHASES ABOVE
(4) STRUCTURAL FRAMES, GIRTS & PURLINS TO BE PTD AS EXTERIOR METAL.
STL RAILING TO BE PTD AS EXTERIOR METAL

OPENING SCHEDULE (BUILDING B)

MARK	DOORS: W	DOORS: H	T	MAT.	TYPE	FRAMES: W	FRAMES: H	T	MAT.	TYPE	REMARKS
1	3'0"	6'8"	1 3/4"	MET	A	3'0"	6'10"	5 1/2"	HM	H2	
2	3'0"	6'8"	1 3/4"	WD	C	3'4"	6'10"	6 3/4"	HM	H1	
3	3'0"	6'8"	1 3/4"	WD	C	3'4"	6'10"	6 3/4"	HM	H1	
4	3'0"	6'8"	1 3/4"	WD	C	3'4"	6'10"	6 3/4"	HM	H1	
5	3'0"	6'8"	1 3/4"	WD	C	3'4"	6'10"	6 3/4"	HM	H1	
6	3'0"	5'1"	1 3/4"	WD	B	6'4"	6'10"	6 3/4"	HM	H5	(1)(2)
7	3'0"	6'8"	1 3/4"	WD	B	3'4"	6'10"	6 3/4"	HM	H1	
8	3'0"	6'8"	1 3/4"	WD	B	3'4"	6'10"	6 3/4"	HM	H1	
9	3'0"	6'8"	1 3/4"	MET	A	3'8"	6'10"	8 3/4"	HM	H3	(3)
10	3'0"	6'8"	1 3/4"	MET	A	3'4"	6'10"	8 3/4"	HM	H1	
11	3'0"	6'8"	1 3/4"	MET	A	3'4"	6'10"	6 3/4"	HM	H1	
12	3'0"	6'8"	1 3/4"	MET	A	3'4"	6'10"	6 3/4"	HM	H1	
13	3'0"	6'8"	1 3/4"	MET	A	3'8"	6'10"	8 3/4"	HM	H3	
14	3'4"	7'0"	1 3/4"	MET	D	6'4"	6'10"	8 3/4"	HM	H5	(1)
15	3'4"	7'0"	1 3/4"	MET	D	6'4"	6'10"	8 3/4"	HM	H5	(1)
16						7'4"	5'4"	7 5/8"	C BLK		(4)(6)
17	3'0"	6'8"	1 3/4"	MET	A	6'8"	6'10"	8 3/4"	HM	H4	(1)
18	3'0"	6'8"	1 3/4"	MET	A	3'4"	6'10"	6 3/4"	HM	H1	(5)
19	3'0"	6'8"	1 3/4"	MET	A	3'4"	6'10"	6 3/4"	HM	H1	
20	3'0"	6'8"	1 3/4"	MET	A	3'4"	6'10"	8 3/4"	HM	H1	
21	3'0"	3'0"	1 7/8"	ALUM	E						
22	6'0"	3'0"	1 7/8"	ALUM	F						(2 LOCATIONS)
23						15'8"	3'8"	6 3/4"	HM	H7	
24						17'8"	1'4"	6 3/4"	HM	H8	
25						6'4"	3'8"	6 3/4"	HM	H6	
26						18'8"	1'4"	6 3/4"	HM	H9	
27						15'8"	3'8"	6 3/4"	HM	H7	(7)
28						17'8"	1'4"	6 3/4"	HM	H8	
29	3'4"	6'0"	7 5/8"	MET	D						(2 LOCATIONS)
30	3'0"	3'0"	1 7/8"	ALUM	E						(8)

REMARKS

(1) PAIR DOORS
(2) HVAC RETURN AIR GRILLE AT BOTTOM, AT HVAC ONLY
(3) OPPOSITE HAND
(4) SEE LINTEL - ROOF FRAMING
(5) TYPE A DOOR WITH HALF GLASS
(6) CASED OPENING
(7) FIXED GLASS TO BE TRANSPARENT MIRROR
(8) PROVIDE PROTECTIVE STL. GRID & FRAME AT WINDOW OF SOUTH WALL OF PARLOR.
FRAME TO BE 1 1/2"x1 1/2"x 1/4" STL. ANGLE W/ 3/8" BAR GRID 8"oc. LONGITUDINAL & 12"oc. VERTICAL.

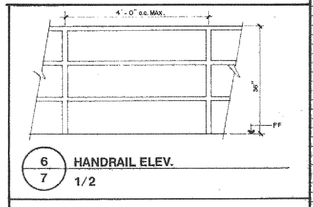

6/7 HANDRAIL ELEV. 1/2

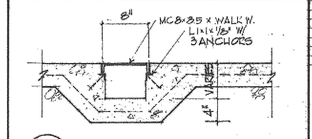

5/7 WALK DRAIN TROUGH 1"

DOOR/WINDOW TYPE ELEVATIONS

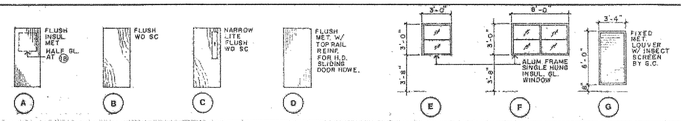

HOLLOW METAL FRAME ELEVATIONS FRAME FACE 2"

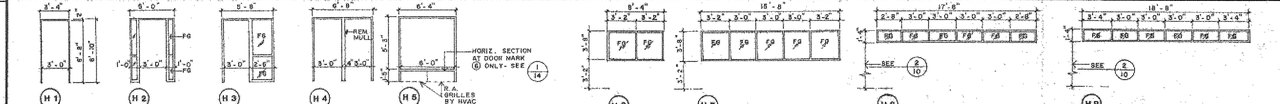

FLOOR PLAN 1/8"

BLDG. B
DESIGN FARM / ANIMAL COMPLEX FOR:
ARKANSAS STATE UNIVERSITY
HEREFORD DRIVE
STATE UNIVERSITY, ARKANSAS 72467

COMM. NO.: 56883
DATE: 8/9/85

ARCHITECTS
LITTLE & MADDOX
P.O. 6
402 S. MAIN
JONESBORO, AR.
501-935-3813

7

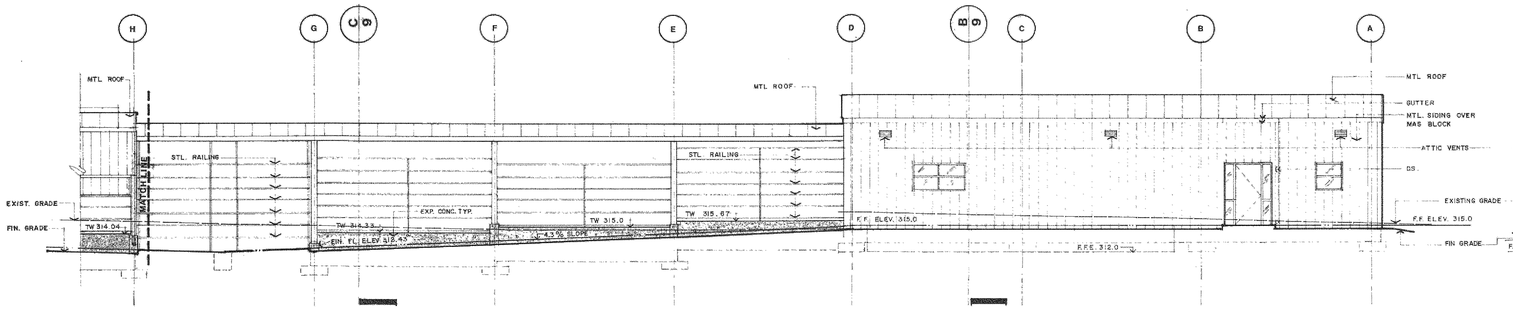

MILKING PARLOR NORTH ELEVATION 1/8

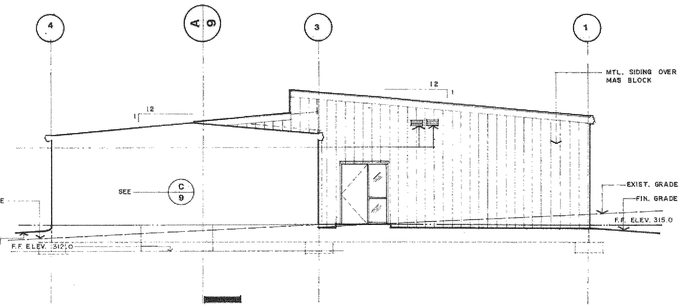

MILKING PARLOR EAST ELEVATION 1/8

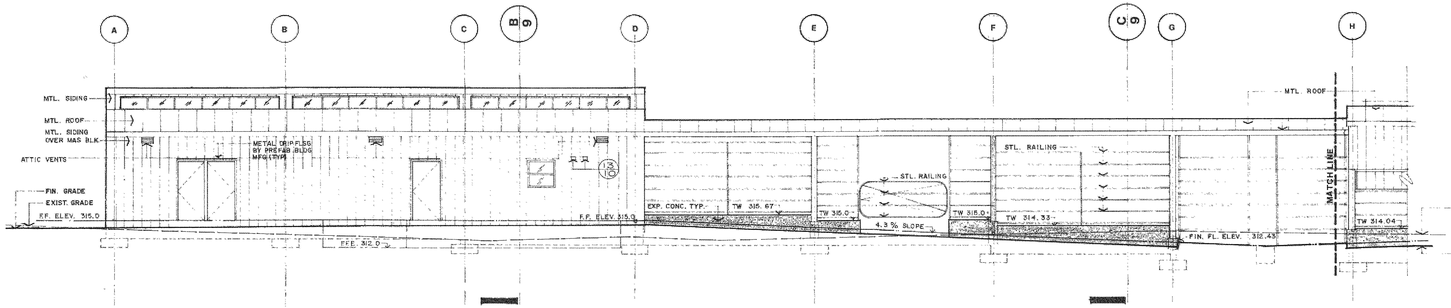

MILKING PARLOR SOUTH ELEVATION 1/8

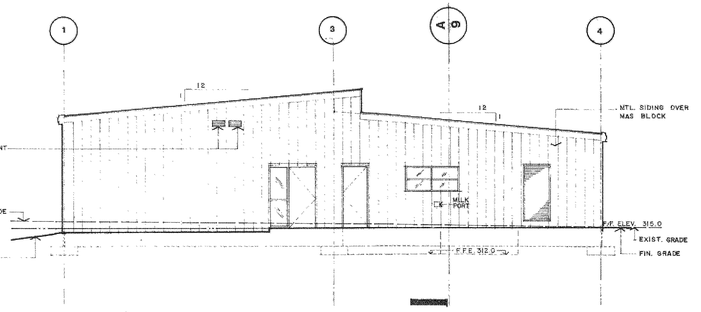

MILKING PARLOR WEST ELEVATION 1/8

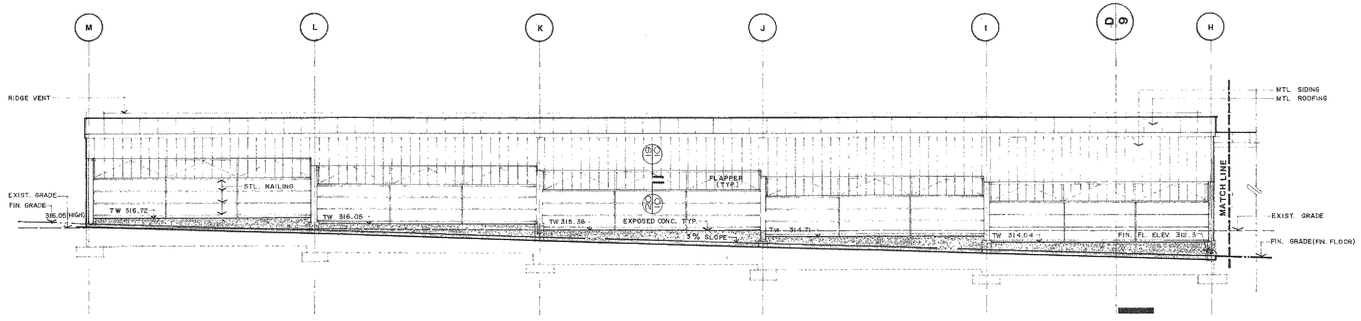

LOAFING BARN NORTH ELEVATION 1/8

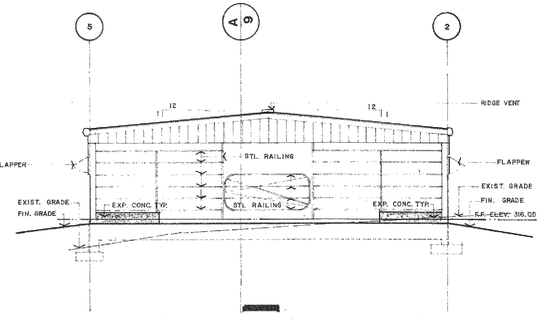

LOAFING BARN EAST ELEVATION 1/8

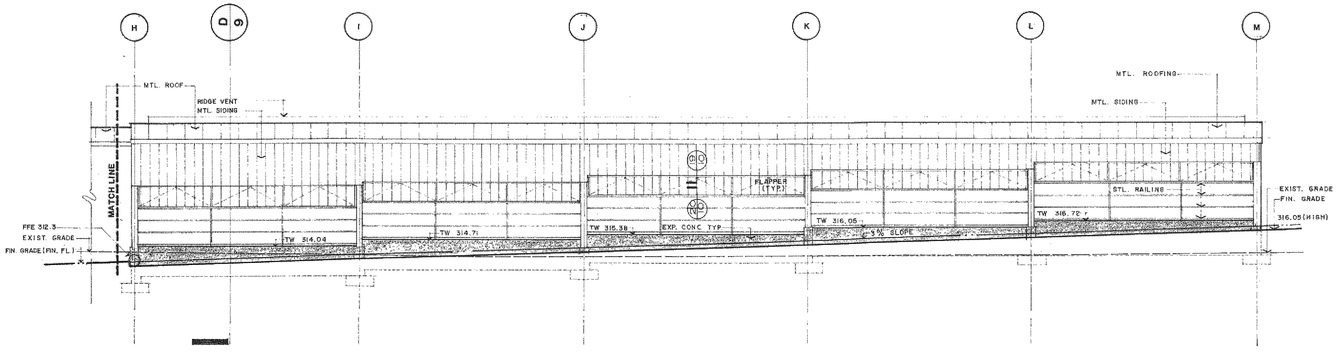

LOAFING BARN SOUTH ELEVATION 1/8

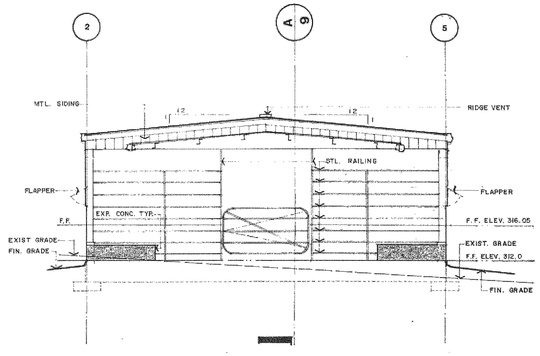

LOAFING BARN WEST ELEVATION 1/8

EXTERIOR ELEVATIONS 1/8

BLDG. 6
AGRICULTURAL MAINT. / ANIMAL COMPLEX FOR:
ARKANSAS STATE UNIVERSITY
HEREFORD DRIVE
STATE UNIVERSITY, ARKANSAS 72467

COMM. NO.: 56683
DATE: 8/9/85

ARCHITECTS
LITTLE & MADDOX
PO 6
402 S. MAIN
JONESBORO, AR.
501-935-3813

LITTLE & MADDOX ARCHITECTS
REGISTERED
ARCHITECTS
516
512
408
ARKANSAS

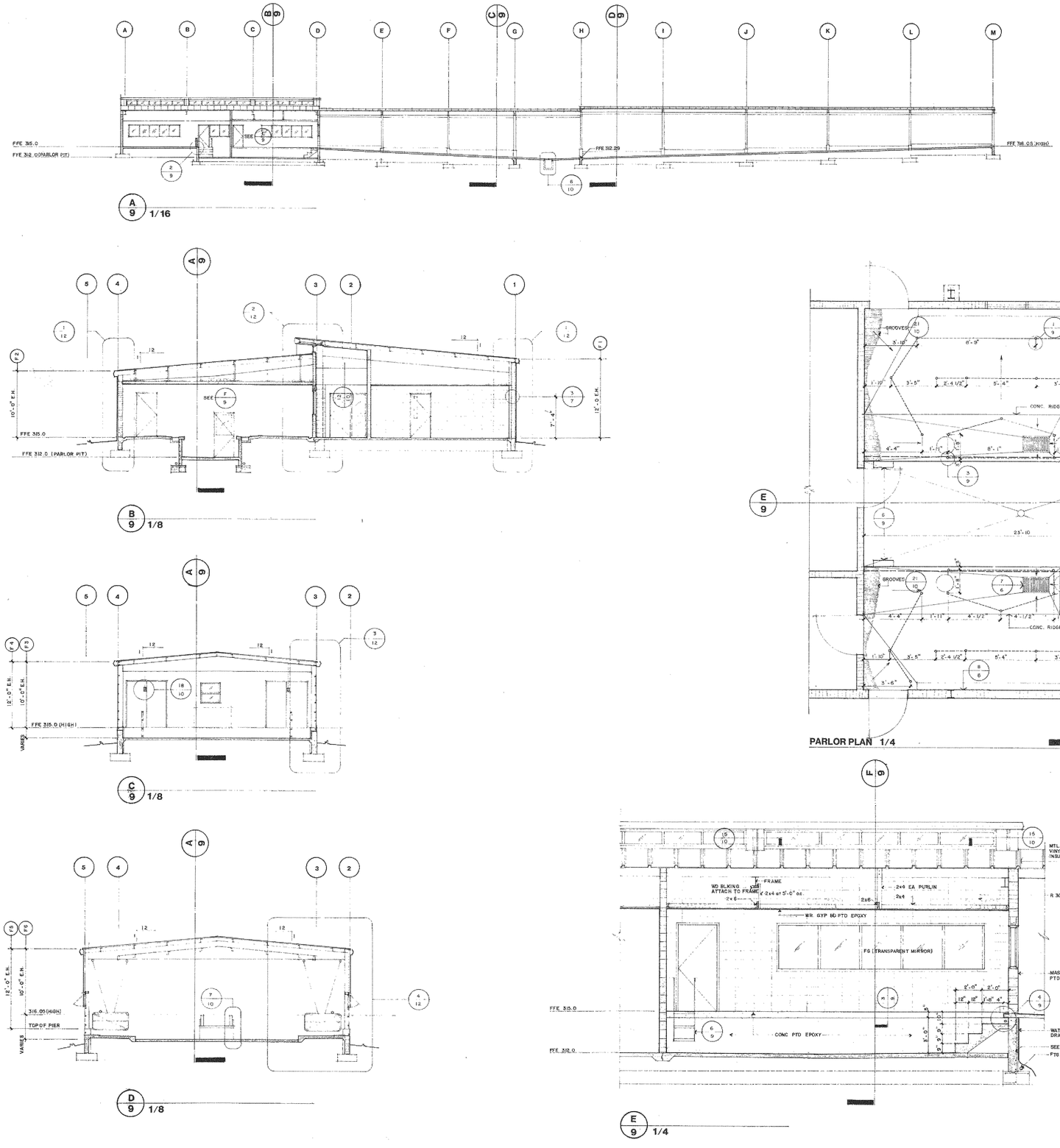

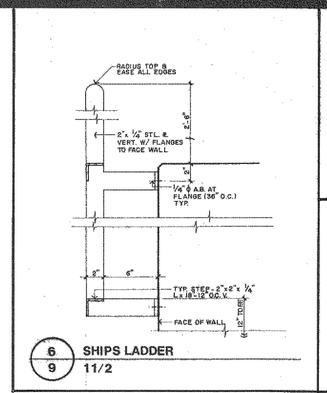

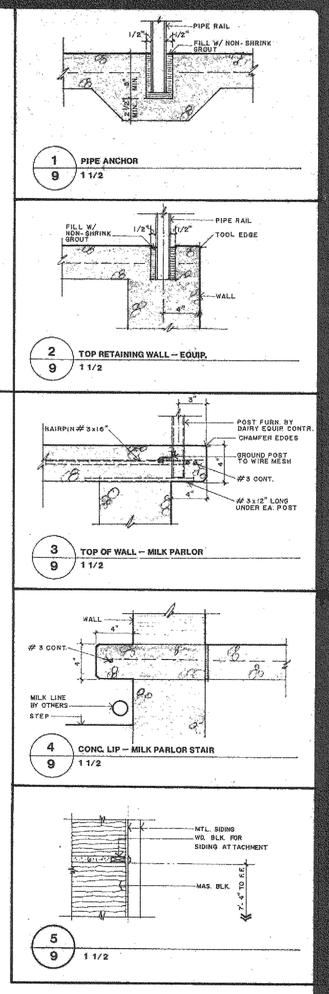

BUILDING SECTIONS
ENLARGED PARLOR PLAN

BLDG. B
LABORATORY FARM / ANIMAL COMPLEX FOR:
ARKANSAS STATE UNIVERSITY
HEREFORD DRIVE
STATE UNIVERSITY, ARKANSAS 72467

COMM. NO.: 56883
DATE: 8/9/85

ARCHITECTS
LITTLE & MADDOX

PO 6
402 S. MAIN
JONESBORO, AR.
501-935-3813

9

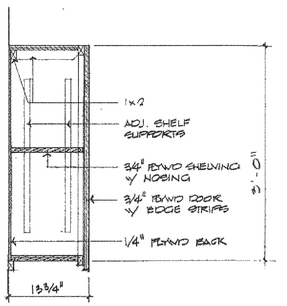

25/10 WALL CAB. 1"

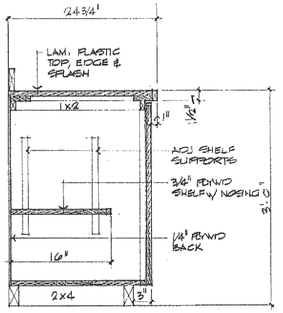

24/10 TYP. BASE CAB. 1"

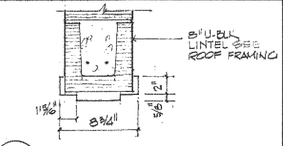

16/10 H.M.HEAD/8" BLOCK 1 1/2"

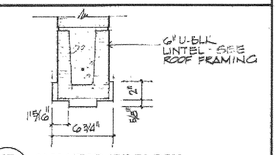

17/10 H.M.HEAD/6" BLOCK 1 1/2"

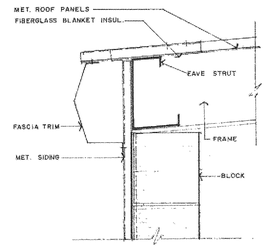

11/10 TYP. FASCIA TRIM 1 1/2"

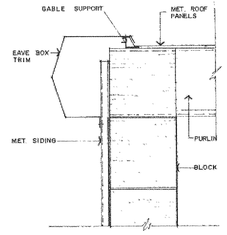

10/10 TYP. GABLE 1 1/2"

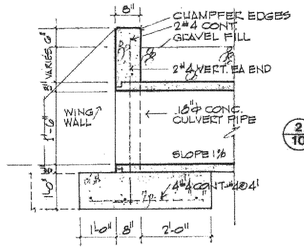

2/10 HEADWALL SECTION 1/2"

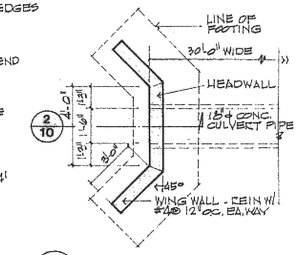

1/10 HEADWALL PLAN 1/4"

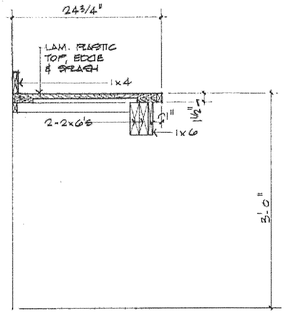

27/10 COUNTERTOP LEDGE 1"

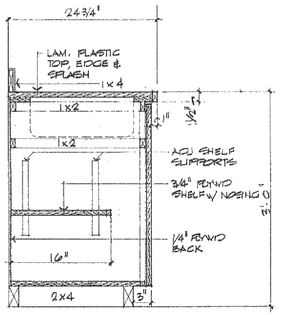

26/10 BASE CAB/SINK 1"

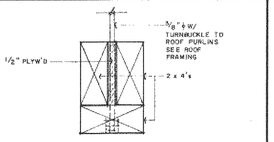

18/10 CROWD GATE SUPPORT 3"

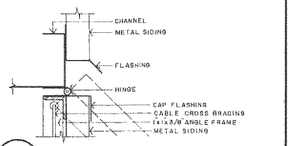

19/10 FLAPPER — HEAD 3"

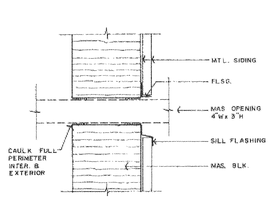

13/10 WALL SLEEVE 1 1/2"

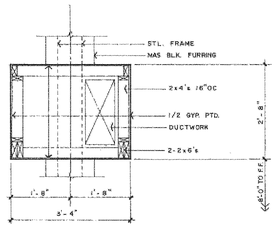

12/10 TYP. WEB. AT OBSERVATION CORR. 1/2

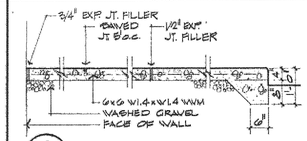

4/10 TYP. SIDEWALK DETAILS 1/2

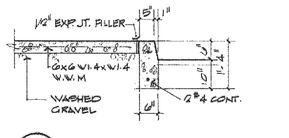

3/10 1/2"

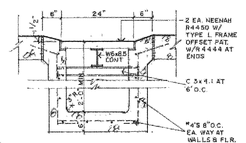

6/10 MANURE PIT 1/2"

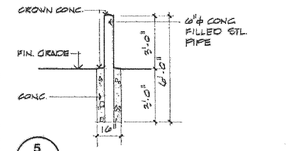

5/10 1/4"

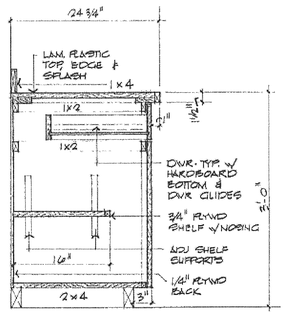

29/10 BASE CAB/DWR 1"

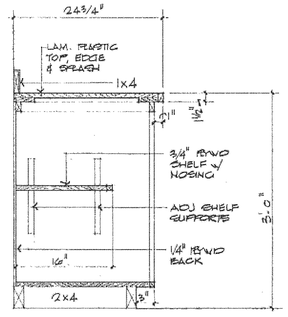

28/10 BASE CAB—OPEN 1"

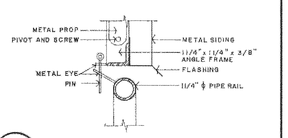

20/10 FLAPPER—SILL 3"

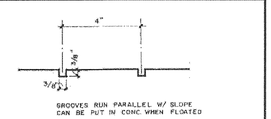

21/10 GROOVE DETAIL 3"

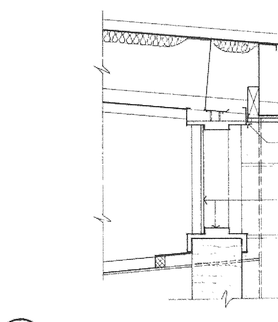

14/10 CLERESTORY SECTION 1 1/2"

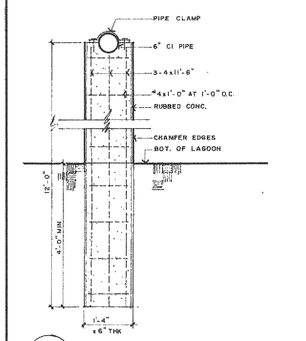

8/10 DRAIN SUPPORT 1/2"

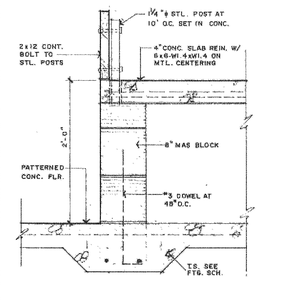

7/10 1"

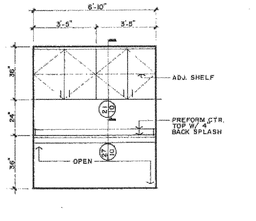

31/10 M1 ELEVATION 1/4

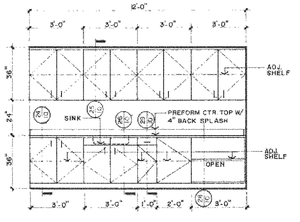

30/10 M2 ELEVATION 1/4

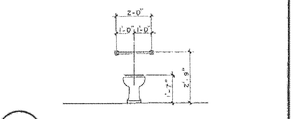

22/10 1/4"

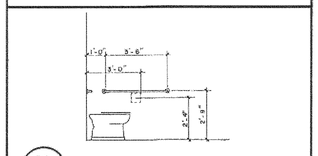

23/10 1/4"

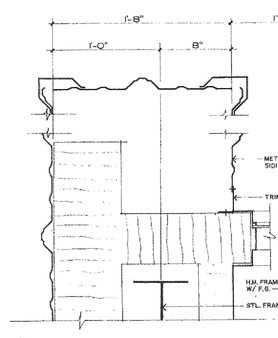

15/10 FIN WALLS AT CLERESTORY 1 1/2"

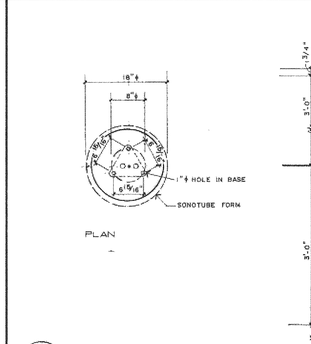

9/10 TYP. AREA LIGHT FOOTING 3/4

LITTLE, MADDOX & SNYDER, P.A.
REGISTERED ARCHITECTS
P.O. BOX 633
JONESBORO
ARKANSAS

MISCELLANEOUS DETAILS

BUILDING B
LIVESTOCK FARM / ANIMAL COMPLEX FOR:
ARKANSAS STATE UNIVERSITY
HEREFORD DRIVE
STATE UNIVERSITY, ARKANSAS 72467

COMM. NO.: 56883
DATE: 8/9/85

ARCHITECTS
LITTLE & MADDOX
PO 6
402 S. MAIN
JONESBORO, AR
501-935-3813

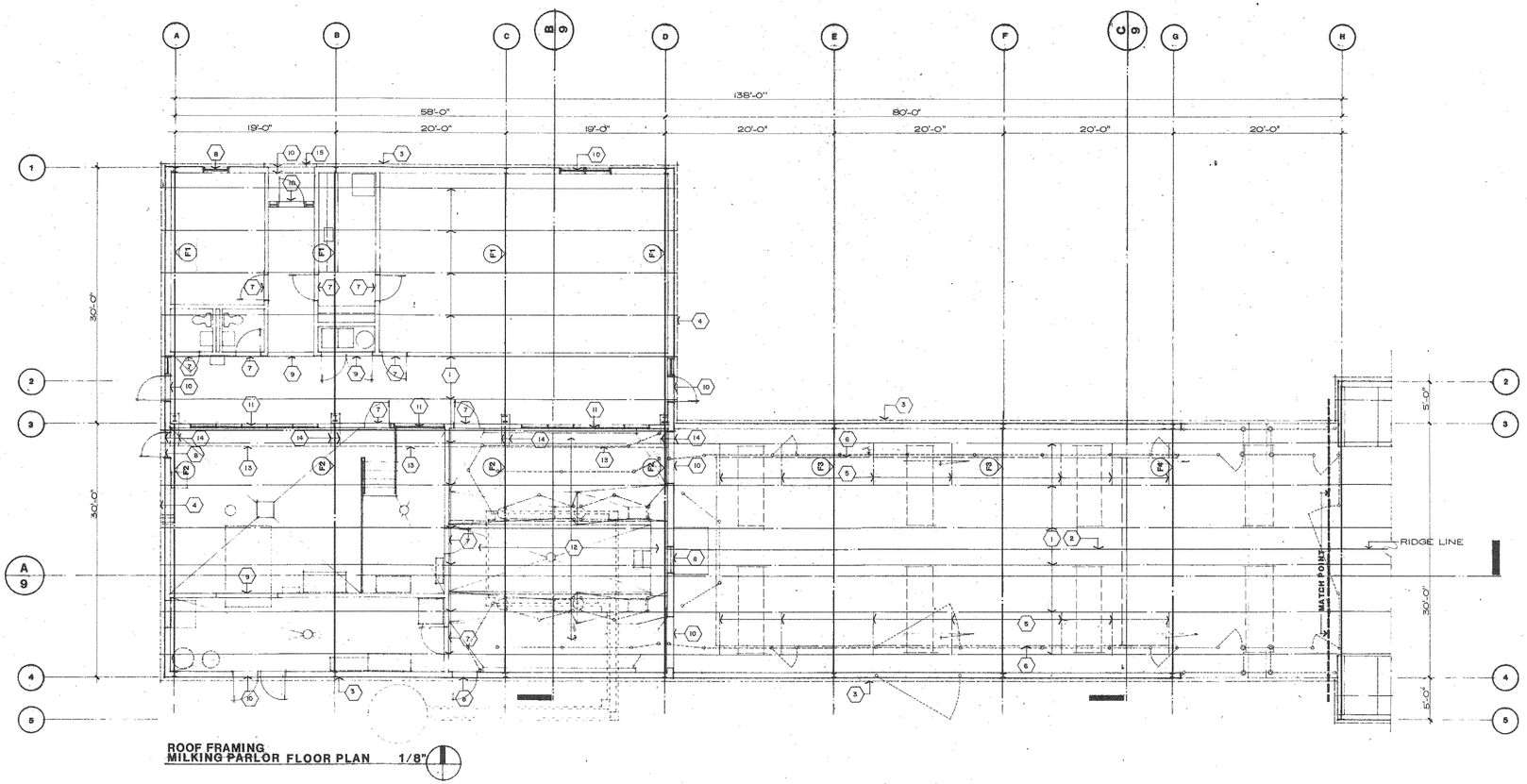

ROOF FRAMING
MILKING PARLOR FLOOR PLAN 1/8"

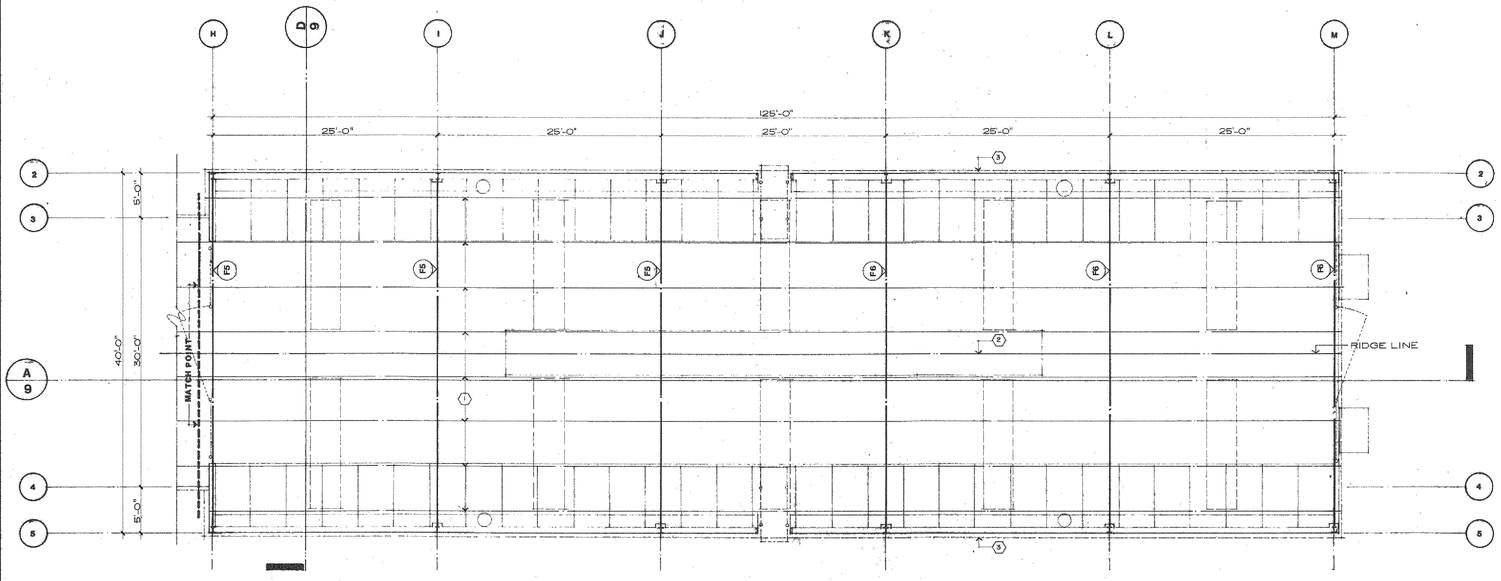

ROOF FRAMING
LOAFING BARN FLOOR PLAN 1/8"

GENERAL NOTES ROOF FRAMING

1. ROOF PURLINS
2. CENTER LINE OF RIDGE W/ RIDGE VENT
3. FASCIA TRIM
4. GABLE TRIM
5. SECONDARY ROOF PURLINS TO SUPPORT CROWD GATE TRACK
6. CROWD GATE TRACK
7. 6" U BLOCK WITH 2 #4S
8. 8" U BLOCK WITH 2 #4S
9. 6" U BLOCK WITH 2 #5S
10. 8" U BLOCK WITH 2 #5S
11. 6" X 16" U BLOCK WITH 2 #5S. GROUT HOLLOW METAL FRAME SOLID
12. PARLOR AREA TO HAVE WOOD FRAMING SUSPENDED FROM ROOF PURLINS FOR GS CEILING
13. FACE OF ROOF AT CLERESTORY
14. METAL SIDING AND FRAMING OF FIN WALL AT CLERESTORY
15. GUTTER W/ DS AT ENTRY ONLY

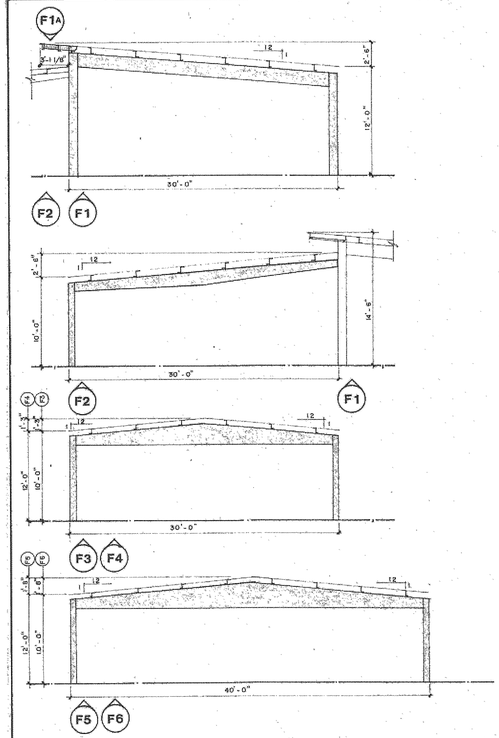

FRAMING ELEVATIONS 1/8"

LITTLE, MADDOX & STANDEFER
REGISTERED ARCHITECTS
DIE 533 406
ARKANSAS

ROOF FRAMING
FLOOR PLAN 1/8"

BLDG. B
LABORATORY FARM / ANIMAL COMPLEX FOR:
ARKANSAS STATE UNIVERSITY
HEREFORD DRIVE
STATE UNIVERSITY, ARKANSAS 72467

COMM. NO.: 86883
DATE: 8/9/85

ARCHITECTS
LITTLE & MADDOX

PO 6
402 S. MAIN
JONESBORO, AR.
501-935-3813

11

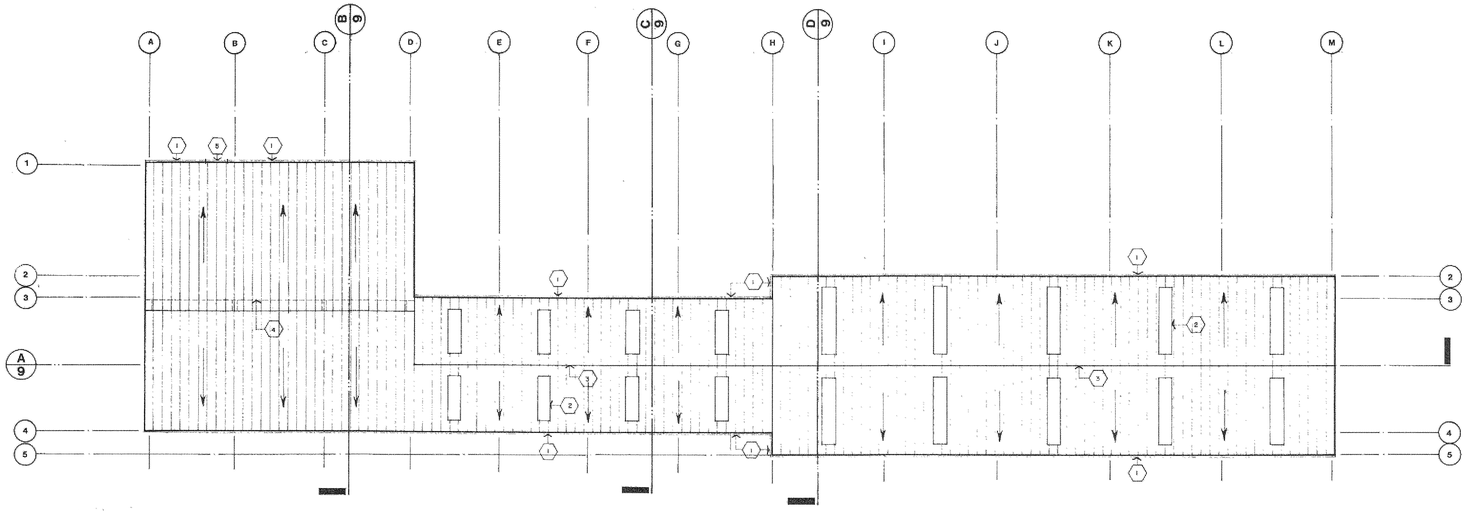

ROOF PLAN 1/16"

GENERAL NOTES	
1	FASCIA TRIM
2	SKYLIGHT
3	RIDGE W/VENT
4	FACE OF CLERESTORY BELOW ROOF
5	GUTTER (OVER ENTRANCE)

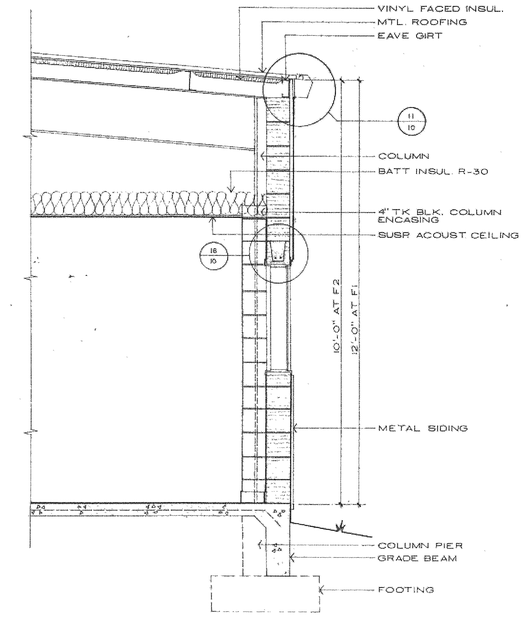

1/12 TYP. EXTERIOR BLOCK WALL 1/2"

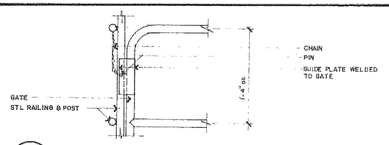

5/12 1"

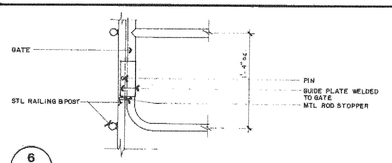

6/12 1"

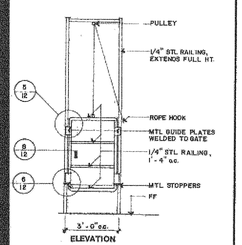

7/12 VERTICAL LIFT GATE 1/4"

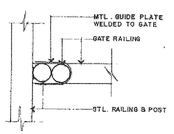

8/12 3"

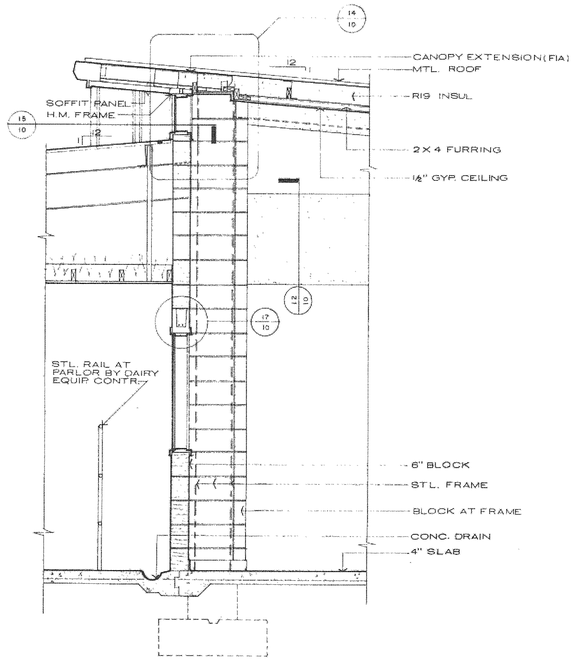

2/12 WALL SECTION AT CLERESTORY 1/2"

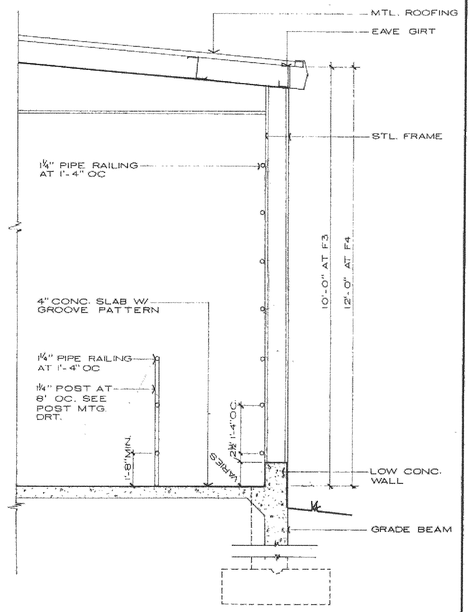

3/12 HOLDING PEN 1/2"

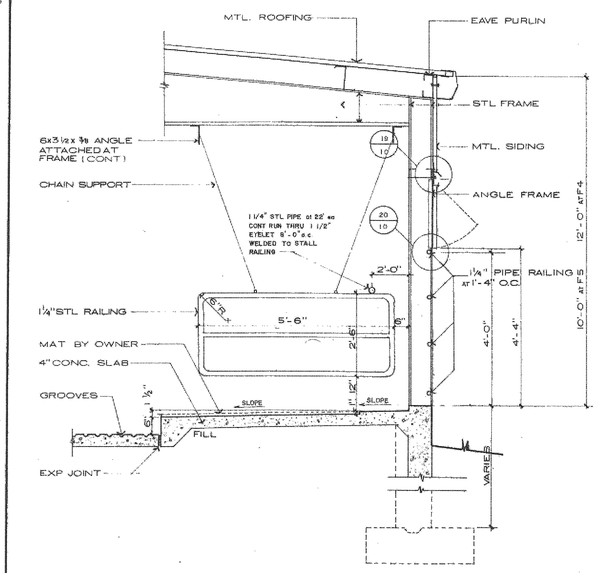

4/12 TYP. EXT. WALL/LOAFING BARN 1/2"

LITTLE-MADDOX & STANDLEY REGISTERED ARCHITECTS 516 533 406 ARKANSAS

ROOF PLAN 1/16"
WALL SECTIONS

BLDG. B
LABORATORY FARM / ANIMAL COMPLEX FOR:
ARKANSAS STATE UNIVERSITY
HEREFORD DRIVE
STATE UNIVERSITY, ARKANSAS 72467

COMM. NO.: 56883
DATE: 8/9/85

ARCHITECTS
LITTLE & MADDOX

PO 6
402 S. MAIN
JONESBORO, AR.
501-935-3813

12

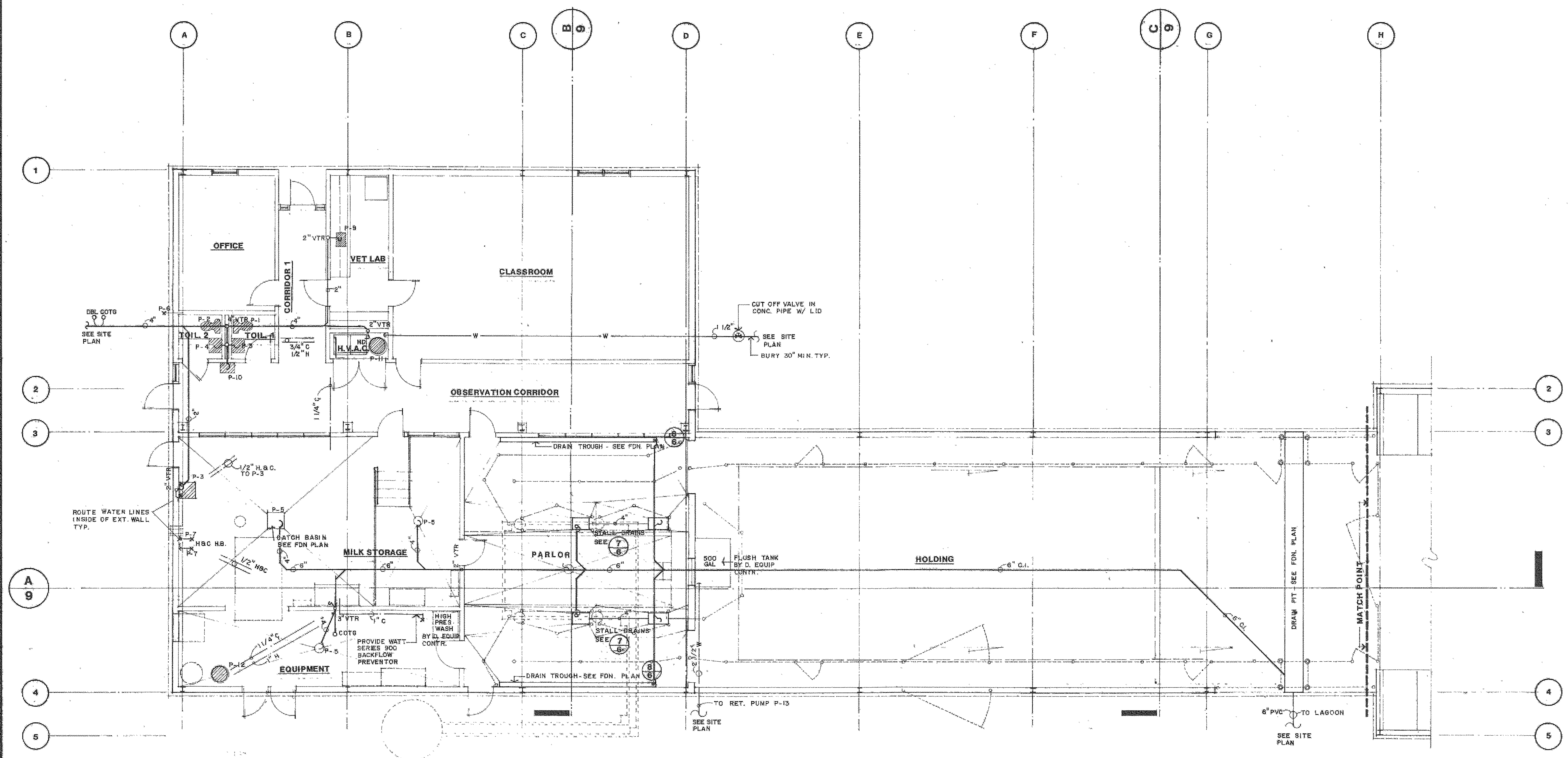

PLUMBING
MILKING PARLOR FLOOR PLAN 1/8"

NOTE:
ALL UNDERSLAB WATER PIPING TO BE SLEEVED W/ 0.027" TH., 1700 PSI VINYL SLEEVING MAT.

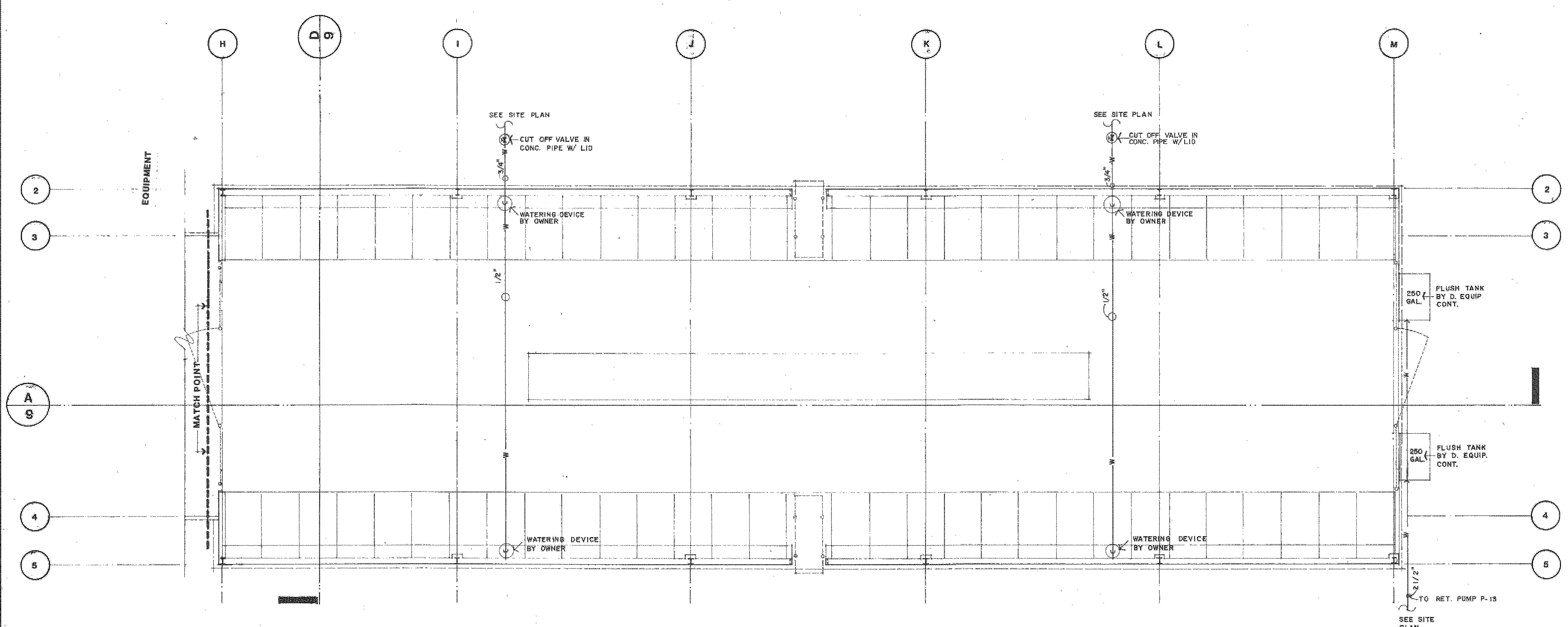

PLUMBING
LOAFING BARN FLOOR PLAN 1/8"

PLUMBING FIXTURE SCHEDULE

MARK	ITEM	DESCRIPTION	REMARKS
P-1	WC	KOHLER K-3500EB W/BENEKE 523 SEAT	
P-2	WC HDCP	KOHLER K-3528EB W/BENEKE 523 SEAT	
P-3	LAV	KOHLER K-2032 (20" X 18") W/DELEX 2522 MPU FAUCET	
P-4	LAV HDCP	KOHLER K-2032 (20" X 18") W/W IST CONTROL HANDLES	34" MTG. HT. WATER LINES & DRAIN PIPE SHALL BE INSULATED
P-5	FD	WADE 1104 4" W/NB STRAINER	
P-6	HB	WOODFORD 25P12 (12")	W/VACUUM BRKR
P-7	HB	WOODFORD 24P 1/2	W/VACUUM BRKR
P-8	YARD HYDRANT	WOODFORD W34 (36" BURY DEPTH)	W/VACUUM BRKR
P-9	SINK	DAYTON D-12522 SELF RIM W/DELTA 100 FAUCET - STERLING 60-025 STRAINER	
P-10	WATER COOLER	OASIS ODP7WM-PE	7GPH SPOUT TO BE 36" A.F.F.
P-11	WATER HEATER	RUUD P30-30 GAL GAS	32.5 GAL./HR AT 90° RISE
P-12	WATER HEATER	RUUD R76-200 W/WATTS 40XL RELIEF VALVE	SET @ 180 DEGREES (76 GAL. CAP./HR.)
P-13	RETURN PUMP	BURKS MODEL 20WA6, 2HP 208V 3ϕ 50 GPH @ 40 PSIG	INCL. WILLIAMS HAGER 2770 FOOT VALVE & 2 SETS MCDONNELL PCH-G-A-4 PROBE CONTROLS

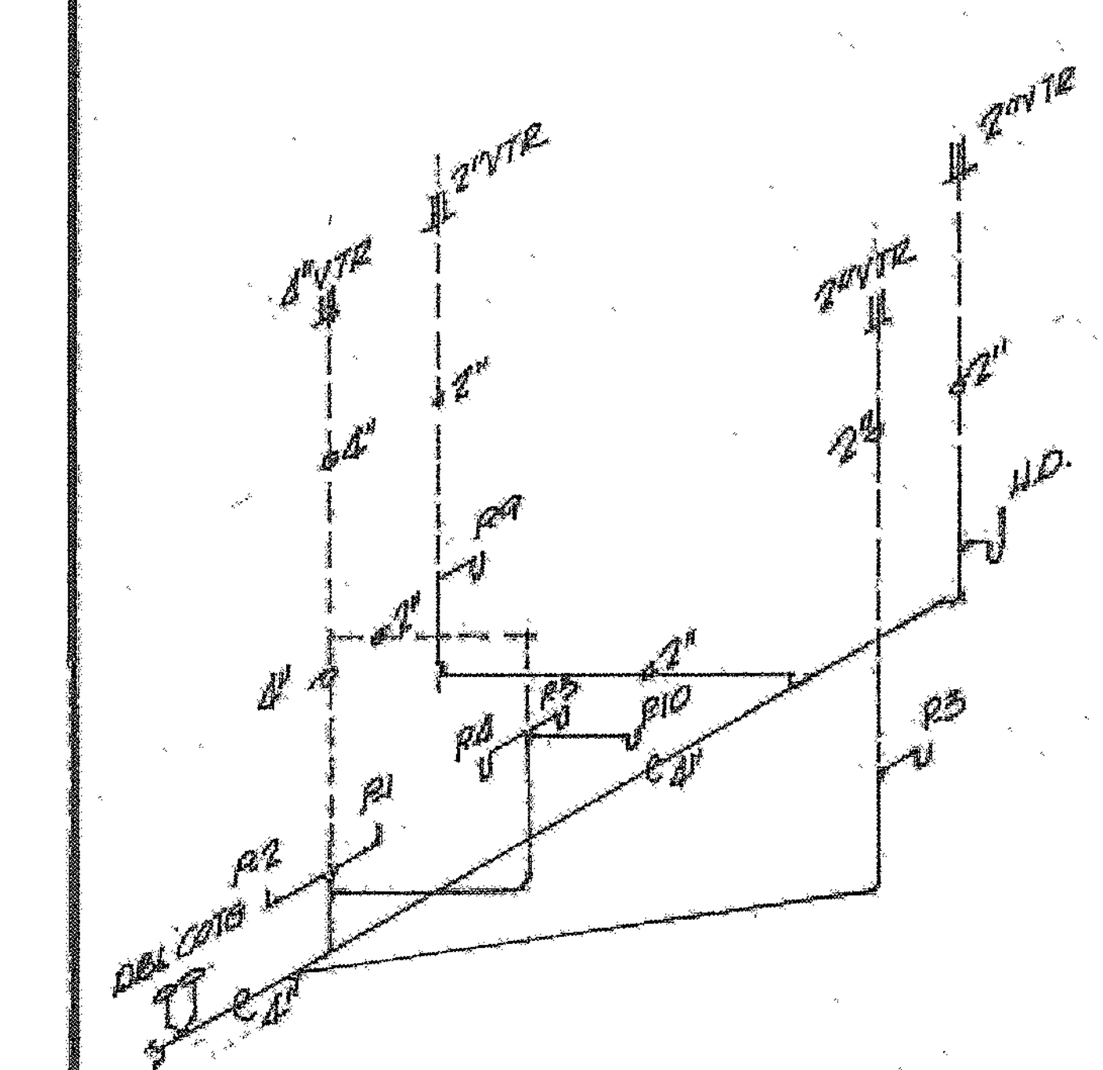

PLUMBING RISER DIAGRAM

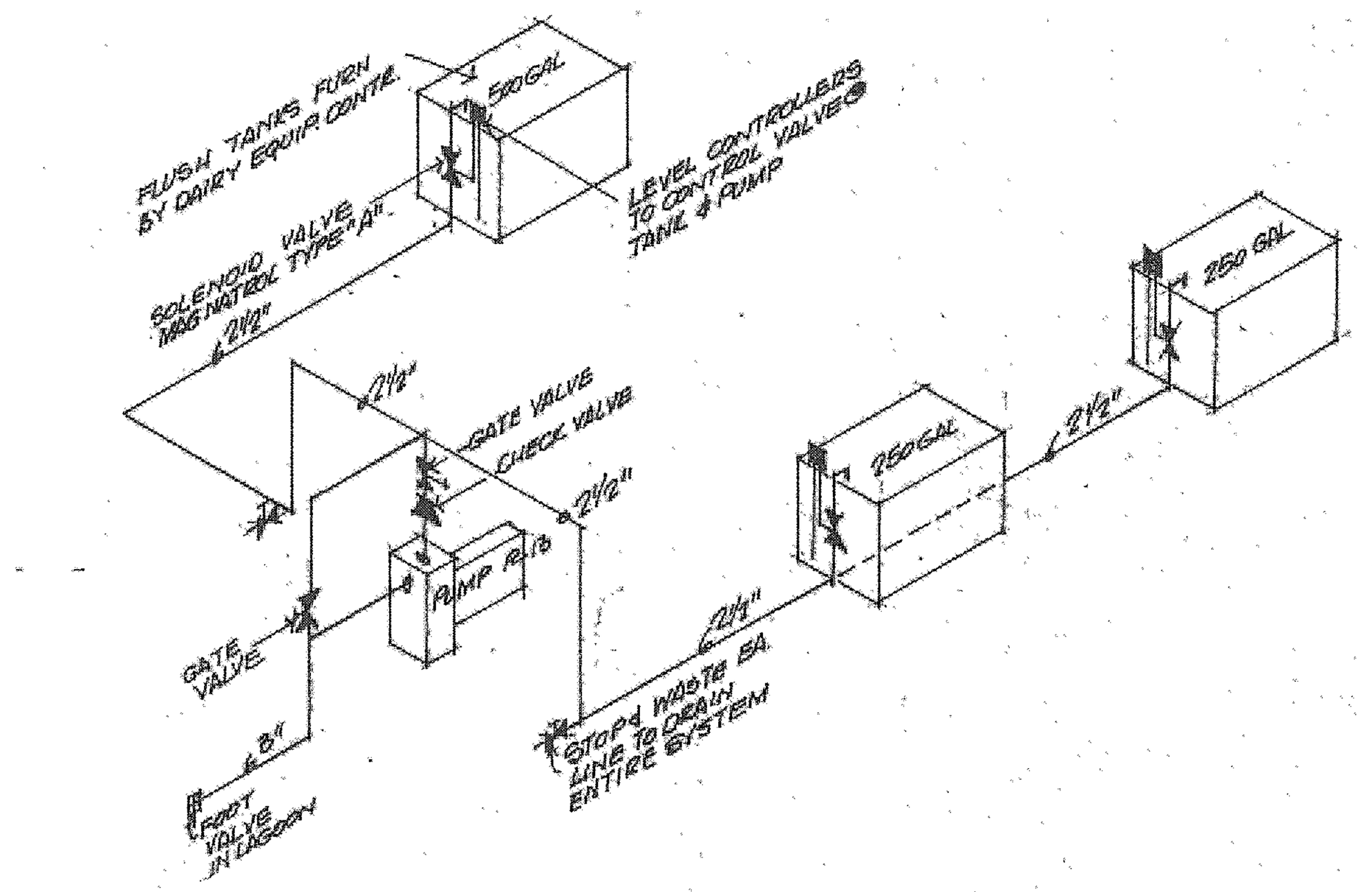

RETURN PUMP PIPING DIAGRAM

LITTLE-MADDOX & STANDEFER REGISTERED ARCHITECTS 516 533 406 ARKANSAS

PLUMBING FLOOR PLAN 1/8"

BLDG. B
LABORATORY FARM / ANIMAL COMPLEX FOR:
ARKANSAS STATE UNIVERSITY
HEREFORD DRIVE
STATE UNIVERSITY, ARKANSAS 72467

COMM. NO.: 56883
DATE: 8/9/85

ARCHITECTS
LITTLE & MADDOX

PO 6
402 S. MAIN
JONESBORO, AR.
501-935-3813

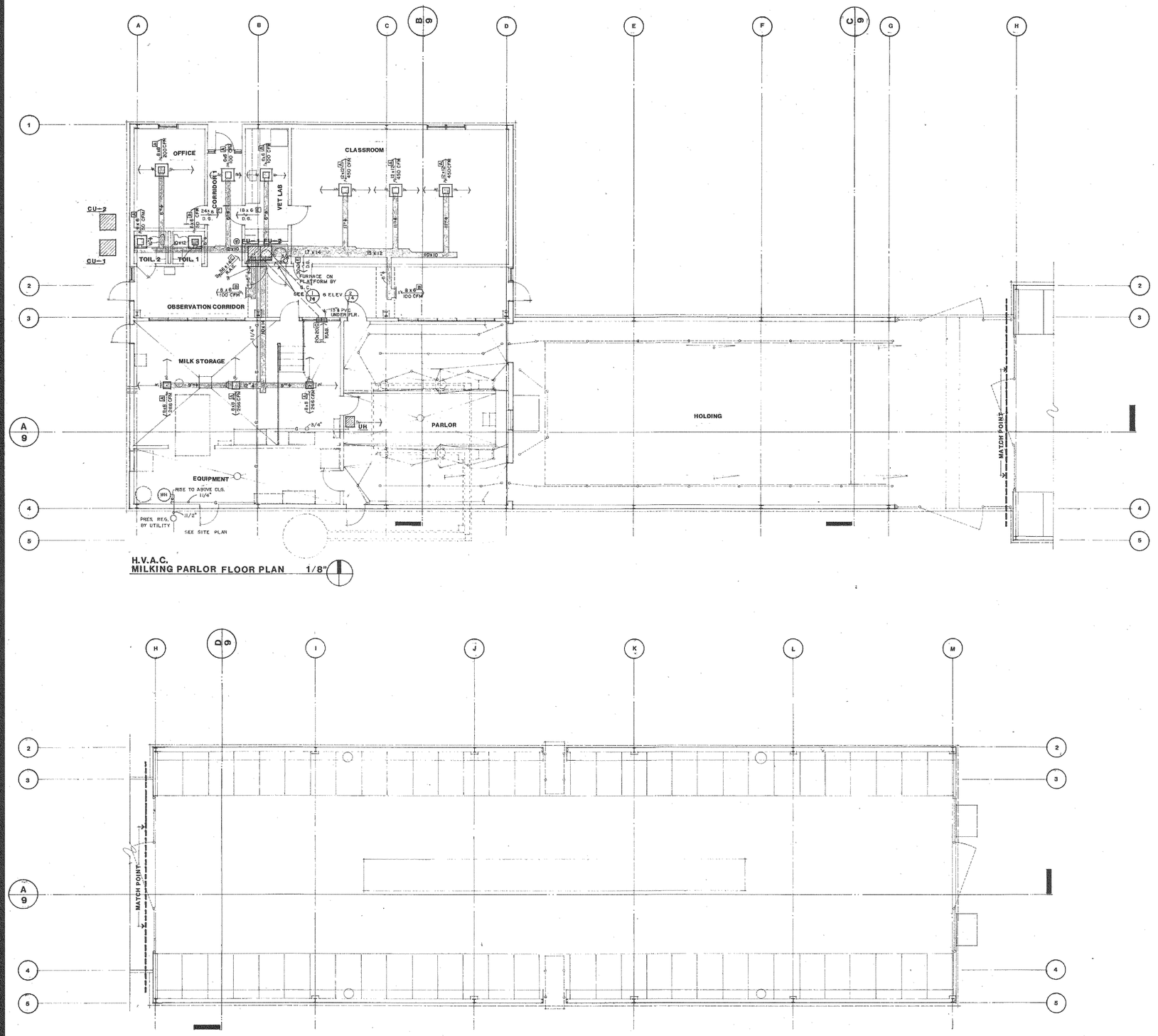

H.V.A.C.
MILKING PARLOR FLOOR PLAN 1/8"

LOAFING BARN FLOOR PLAN 1/8"

H.V.A.C. EQUIPMENT SCHEDULE

MARK	ITEM	DESCRIPTION	CAPACITY	REMARKS
CU-1 CU-2	COND UNIT COND UNIT	RHEEM RAFC-060 GAS RHEEM RAFC-024 JAS	57,000 BTUH @ ARI COND 24,000 BTUH ARI COND	SEER=9.0 SEER=9.0
CC-1	COOLING COIL	RHEEM RCLB-A060S	5 TON NOMINAL	
CC-2	COOLING COIL	RHEEM RCLB-A0243	2 TON NOMINAL	
FU-1	FURNACE	RHEEM RGDB-125C-JR	125,000 BTUH INPUT 98,000 BTUH OUTPUT	2000 CFM ELECTRONIC IGNITION
FU-2	FURNACE	RHEEM RGDA-048-CCR	48,000 BTUH INPUT 35,000 BTUH OUTPUT	800 CFM ELECTRONIC IGNITION
UH	UNIT HEATER	DAYTON 3E370	125,000 BTUH INPUT 100,000 BTUH OUTPUT	ELECTRONIC IGNITION MTD: BOTTOM AT 38.75
A	CEILING DIFFUSER	AMERIFLOW RA-2500	SEE PLAN	FURN. RA674 T-BAR PANEL 4 SUS. ACOUS. CLG.
B	SUPPLY REGISTER	AMERIFLOW RA-190	SEE PLAN	
C	RETURN AIR GRILLE	AMERIFLOW RA-204	SEE PLAN	
D	GRAVITY SHUTTER	DAYTON 4C835	37" X 37" FRAME	
EF-1	EXHAUST FAN	DAYTON 7F056 W/3C311 SHUTTER LIMA 90 RAVP	10,400 CFM @ 0.295P I 1/2 HP MOTOR SEE PLAN	PROVIDE TRIM FRAME
E	DOOR GRILLE			

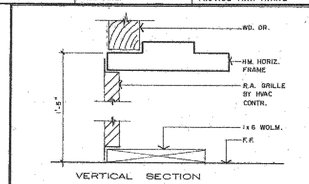

1/14 R.A. GRILLE FRAME AT H.V.A.C.
3"

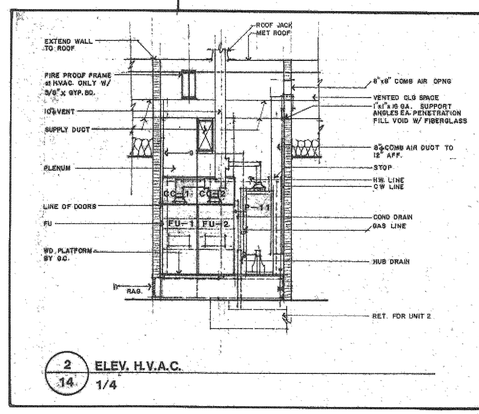

2/14 ELEV. H.V.A.C.
1/4

H.V.A.C.
FLOOR PLAN 1/8"

LITTLE-MADDOX & STANDEFER
REGISTERED ARCHITECTS
516
406
ARKANSAS

BLDG. B
LABORATORY FARM / ANIMAL COMPLEX FOR:
ARKANSAS STATE UNIVERSITY
HEREFORD DRIVE
STATE UNIVERSITY, ARKANSAS 72467

COMM. NO.: 66883
DATE: 8/9/85

ARCHITECTS
LITTLE & MADDOX
PO 6
402 S. MAIN
JONESBORO, AR
501-935-3813

14

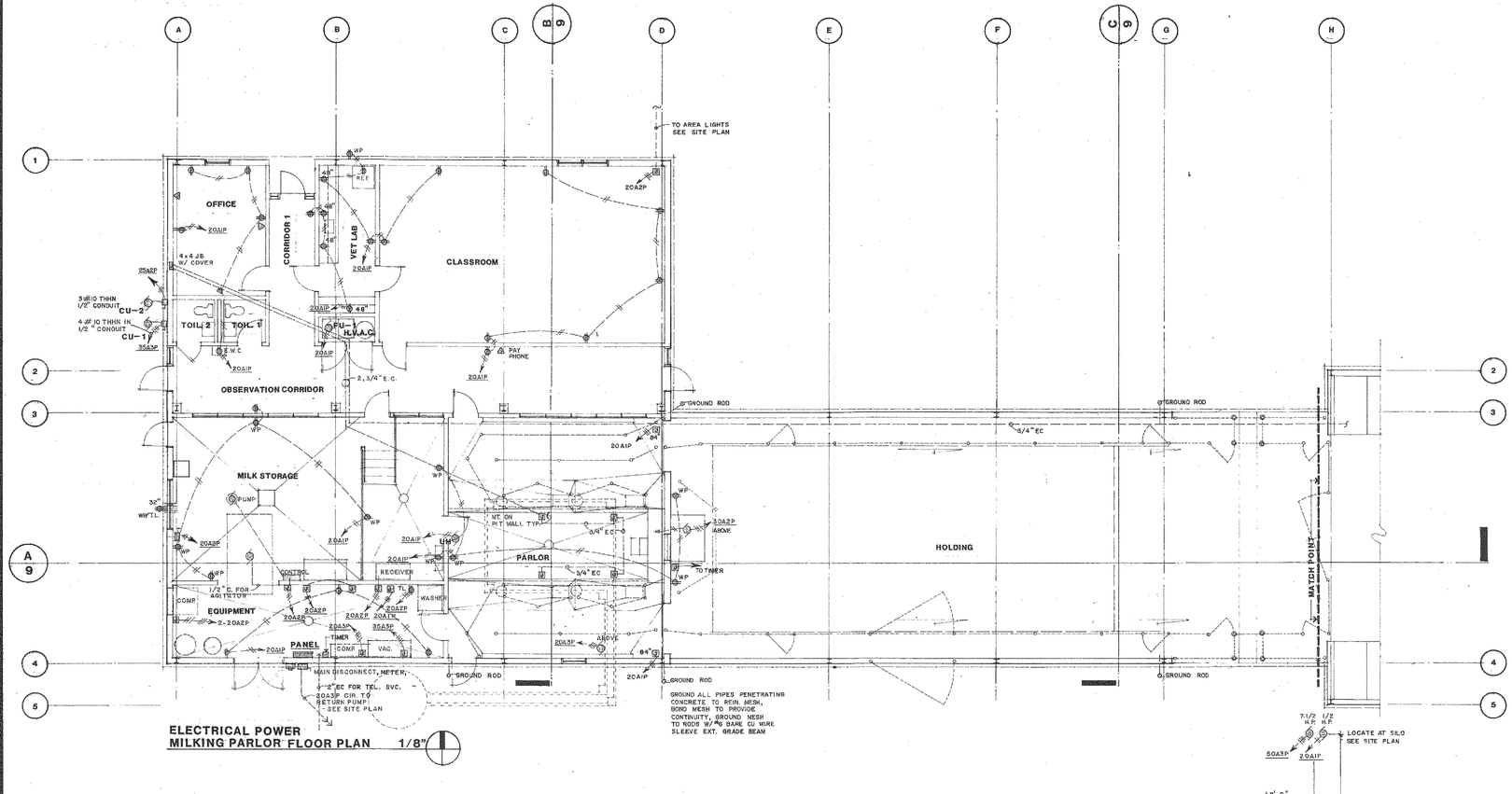

ELECTRICAL POWER
MILKING PARLOR FLOOR PLAN 1/8"

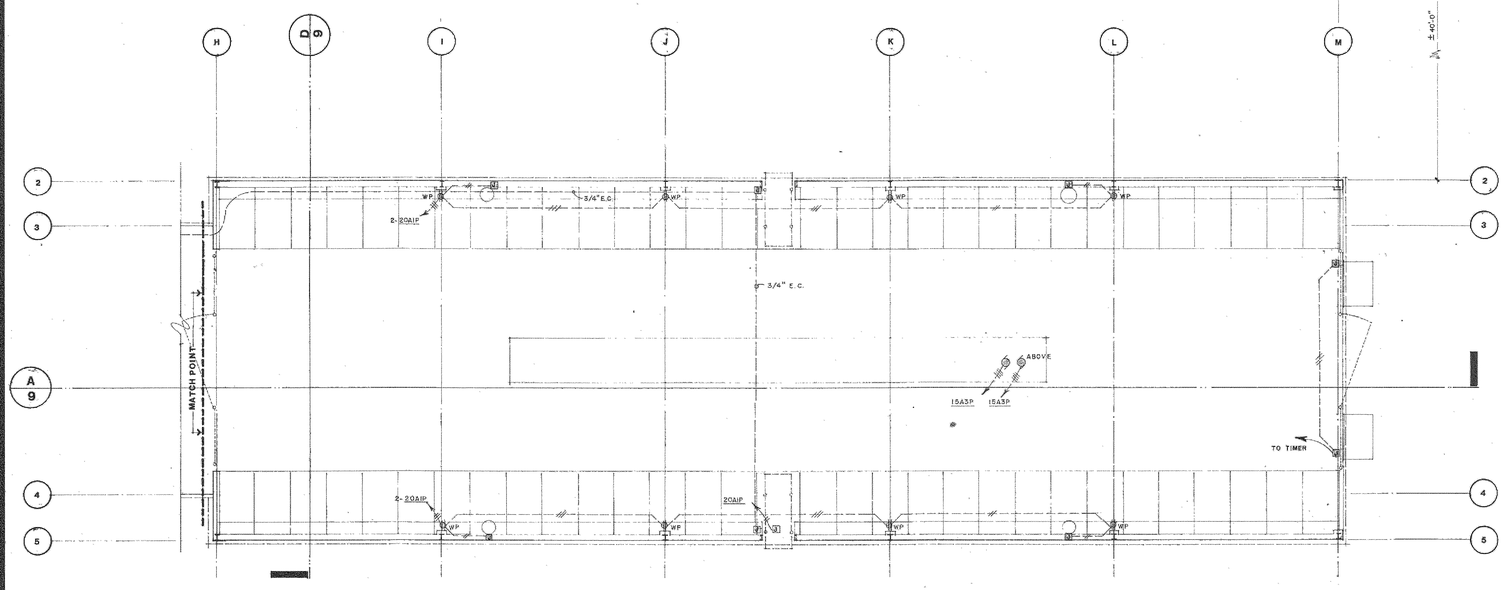

ELECTRICAL POWER
LOAFING BARN FLOOR PLAN 1/8"

ELECTRICAL SYMBOL LEGEND

T.V. OUTLET	EXHAUST - LIGHT - (HEAT)
PHONE	INCANDESCENT LIGHT - CLG. RECESSED
PHONE JACK - FLR. MOUNT	INCANDESCENT LIGHT - CLG. SURFACE
S.P. SWITCH - WATERPROOF	INCANDESCENT LIGHT - WALL
3 WAY SWITCH	EXIT LIGHT
DISCONNECT SWITCH	DUPLEX RECEPTACLE
PANELBOARD	DUPLEX RECEPTACLE - WATERPROOF
JUNCTION BOX	220 V. RECEPTACLE
MOTOR	FLOOR MOUNT RECEPTACLE
EXHAUST	INTERCOM
TRACK LIGHT	THERMOSTAT
FLUORESCENT LIGHT - STRIP	BELL / CHIME
FLUORESCENT LIGHT	CHIME PUSH BUTTON
EMERGENCY LIGHT	CLOCK OUTLET
	TIMER - PARAGON 4003-0

NOTE: SWITCHES AND CONTROLS FOR HEAT, VENTILATION AND LIGHTING SHALL BE 48" AFF

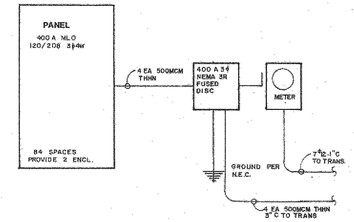

POWER RISER DIAGRAM

LITTLE-MADDOX & STANDEFER
REGISTERED ARCHITECTS
516 533 406
ARKANSAS

ELECTRICAL POWER
FLOOR PLAN 1/8"

BLDG. B
LABORATORY FARM / ANIMAL COMPLEX FOR:
ARKANSAS STATE UNIVERSITY
HEREFORD DRIVE
STATE UNIVERSITY, ARKANSAS 72467

COMM. NO.: 56883
DATE: 8/9/85

ARCHITECTS
LITTLE & MADDOX

PO 6
402 S. MAIN
JONESBORO, AR.
501-935-3813

15

ELECTRICAL FIXTURE SCHEDULE

MARK	DESCRIPTION	LAMP	MOUNTING	REMARKS
A	CRESCENT 24TP440-DLA	4-40WRS	LAY-IN	
B	CRESCENT VTC240	2-40WRS	SURFACE	COLD WEATHER BALLAST
C	ROBERT 160-340WRS-WHT	3-40WRS	WALL @ 8' AFF	
D	ROBERT 160-330WRS-WHT	3-30WRS	WALL @ 8' AFF	
E	PROGRESS P5695	60WA	WALL @ 6'8" AFF	
F	NUTONE QT-80		RECESS	EXH. FAN
G	HUBBEL NRG-121	50W HPS	WALL @ 7' AFF	
H	SPERO RLM 316	200W A	STEM 2'L	
I	CRESCENT SCF296	2-75W SL	SURFACE	COLD WEATHER BALLAST
⊠	SURELITE CX-3C-PDX-DCE-W	20T6$\frac{1}{2}$-120V	SURFACE	
EL	SURELITE AA-1	7.2W DC SEALED BEAM	WALL @ 8' AFF	

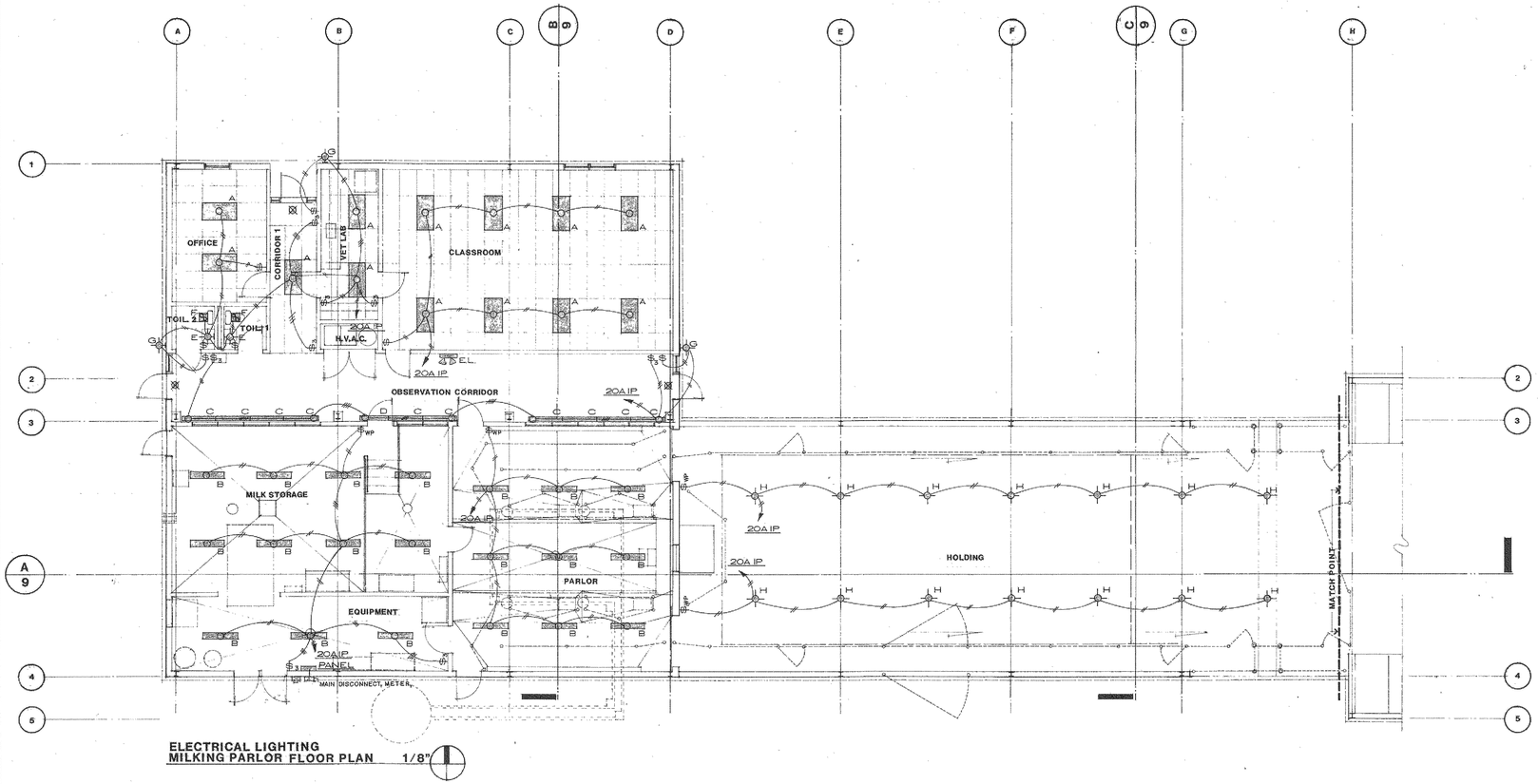

ELECTRICAL LIGHTING
MILKING PARLOR FLOOR PLAN 1/8"

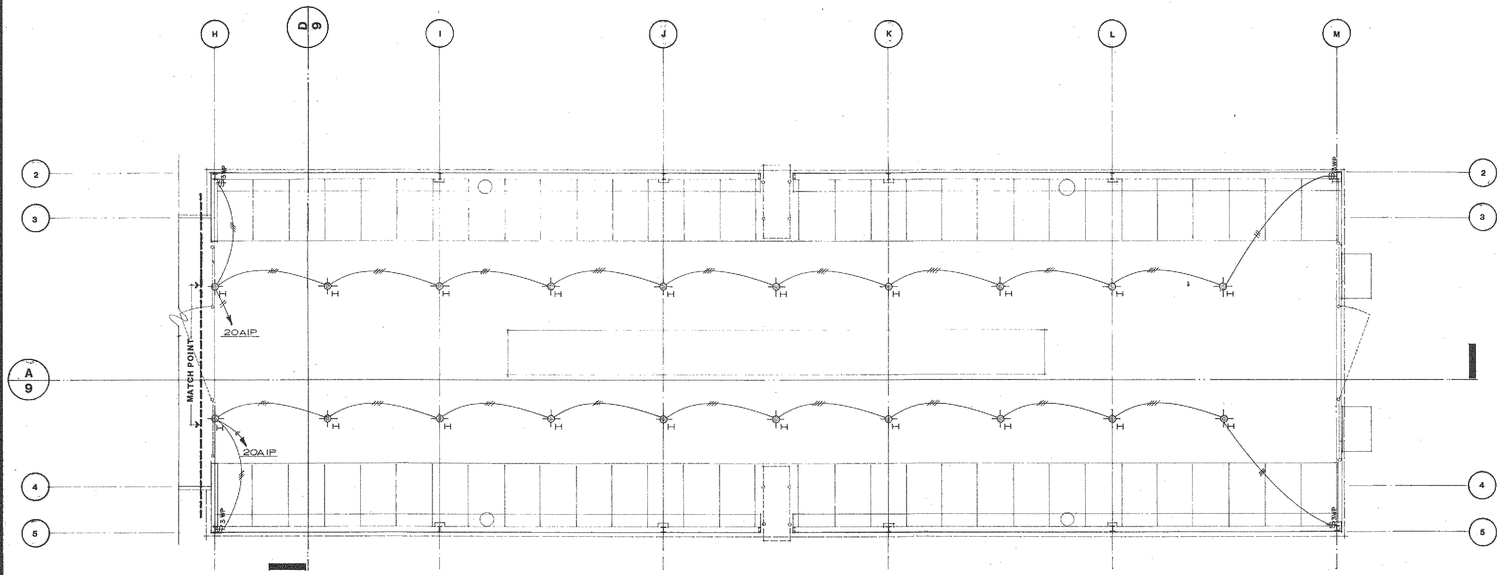

ELECTRICAL LIGHTING
LOAFING BARN FLOOR PLAN 1/8"

LITTLE, MADDOX & STANDEFER
REGISTERED ARCHITECTS
516 533 406
ARKANSAS

ELECTRICAL LIGHTING
FLOOR PLAN 1/8"

BLDG. B
LABORATORY FARM / ANIMAL COMPLEX FOR:
ARKANSAS STATE UNIVERSITY
HEREFORD DRIVE
STATE UNIVERSITY, ARKANSAS 72467

COMM. NO.: 56883
DATE: 8/9/85

ARCHITECTS
LITTLE & MADDOX
P.O.6
402 S. MAIN
JONESBORO, AR.
501-935-3813